



Cambridge International AS & A Level


CANDIDATE
NAME

CENTRE
NUMBER

--	--	--	--	--

CANDIDATE
NUMBER

--	--	--	--



CHEMISTRY

9701/35

Paper 3 Advanced Practical Skills 1

October/November 2023

2 hours

You must answer on the question paper.

You will need: The materials and apparatus listed in the confidential instructions

INSTRUCTIONS

- Answer **all** questions.
- Use a black or dark blue pen. You may use an HB pencil for any diagrams or graphs.
- Write your name, centre number and candidate number in the boxes at the top of the page.
- Write your answer to each question in the space provided.
- Do **not** use an erasable pen or correction fluid.
- Do **not** write on any bar codes.
- You may use a calculator.
- You should show all your working and use appropriate units.

INFORMATION

- The total mark for this paper is 40.
- The number of marks for each question or part question is shown in brackets [].
- The Periodic Table is printed in the question paper.
- Important values, constants and standards are printed in the question paper.
- Notes for use in qualitative analysis are provided in the question paper.

Session	
Laboratory	

For Examiner's Use	
1	
2	
Total	

This document has **12** pages.

Quantitative analysis

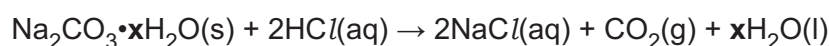
Read through the whole method before starting any practical work. Where appropriate, prepare a table for your results in the space provided.

Show the precision of the apparatus you used in the data you record.

Show your working and appropriate significant figures in the final answer to **each** step of your calculations.

1 You will determine the value of **x** in hydrated sodium carbonate, $\text{Na}_2\text{CO}_3 \cdot x\text{H}_2\text{O}$. **x** is **not** an integer.

You will carry out two methods to determine the value of **x**. Each method involves sodium carbonate reacting with excess hydrochloric acid to release carbon dioxide.



(a) Experiment 1

You will measure the volume of carbon dioxide released when hydrated sodium carbonate reacts with excess hydrochloric acid.

FA 1 is $0.500 \text{ mol dm}^{-3}$ hydrochloric acid, HCl .

FA 2 is hydrated sodium carbonate, $\text{Na}_2\text{CO}_3 \cdot x\text{H}_2\text{O}$.

Method

- Weigh the container with **FA 2**. Record the mass.
- Fill the tub with water to a depth of approximately 5 cm.
- Fill the 250 cm^3 measuring cylinder completely with water. Holding a piece of paper towel firmly over the top, invert the measuring cylinder and place it in the water in the tub.
- Remove the paper towel and clamp the inverted measuring cylinder so the open end is in the water just above the base of the tub.
- Using the 50 cm^3 measuring cylinder, transfer 50.0 cm^3 of **FA 1** into the flask labelled **Z**. Check that the bung fits tightly into the neck of flask **Z**, clamp flask **Z** and place the end of the delivery tube into the inverted 250 cm^3 measuring cylinder.
- Remove the bung from the neck of the flask. Tip all the **FA 2** from the container into the acid in the flask and replace the bung **immediately**. Remove the flask from the clamp and swirl it to mix the contents. You may need to shake the flask quite vigorously until the gas formed starts to collect in the measuring cylinder.
- Return the flask to the clamp. Leave for several minutes, shaking the flask occasionally.
- Weigh the container with any residual **FA 2**. Record the mass.
- Calculate the mass of **FA 2** added to the flask. Record the mass.
- When no more gas is collected, measure the final volume of gas in the measuring cylinder. Record the volume.

Results

I	
II	
III	

[3]

(b) Calculations

- (i) Calculate the amount, in mol, of carbon dioxide collected in the measuring cylinder at room conditions.

amount of CO_2 = mol

Hence deduce the amount, in mol, of sodium carbonate present in the **FA 2** you added in your experiment.

amount of Na_2CO_3 = mol
[1]

- (ii) Use your answer to **(b)(i)** and the mass of hydrated sodium carbonate, $\text{Na}_2\text{CO}_3 \cdot x\text{H}_2\text{O}$, you used in **Experiment 1** to calculate the relative formula mass, M_r , of the $\text{Na}_2\text{CO}_3 \cdot x\text{H}_2\text{O}$.

M_r of $\text{Na}_2\text{CO}_3 \cdot x\text{H}_2\text{O}$ = [1]

- (iii) Use your answer to **(b)(ii)** to calculate the value of **x** in the $\text{Na}_2\text{CO}_3 \cdot x\text{H}_2\text{O}$. Show your working.

x = [2]

(c) A student suggests that it would be better to use hot water in the tub.

(i) State whether using hot water would be an improvement. Explain your answer.

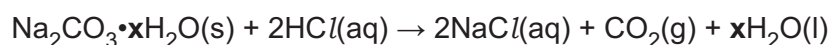
.....
 [1]

(ii) State the effect, if any, that using hot water would have on the value of **x** calculated.

.....
 [1]

(d) **Experiment 2**

You will carry out a titration to measure the volume of hydrochloric acid that neutralises an aqueous solution of hydrated sodium carbonate, $\text{Na}_2\text{CO}_3 \cdot x\text{H}_2\text{O}$.



FA 3 is $0.100 \text{ mol dm}^{-3}$ hydrochloric acid, HCl .

FA 4 is an aqueous solution containing 14.30 g dm^{-3} of hydrated sodium carbonate, $\text{Na}_2\text{CO}_3 \cdot x\text{H}_2\text{O}$.

FA 5 is bromophenol blue indicator.

Method

- Fill the burette with **FA 3**.
- Pipette 25.0 cm^3 of **FA 4** into a conical flask.
- Add a few drops of **FA 5**.
- Carry out a rough titration and record your burette readings in the space below.

The rough titre is cm^3 .

- Carry out as many titrations as you think necessary to obtain consistent results.
- Make sure your recorded results show the precision of your practical work.
- Record, in a suitable form below, all of your burette readings and the volume of **FA 3** added in each accurate titration.

I	
II	
III	
IV	
V	
VI	
VII	

[7]

- (e) From your accurate titration results, calculate a suitable mean value to use in your calculations. Show clearly how you obtain the mean value.

25.0 cm³ of **FA 4** required cm³ of **FA 3**. [1]

(f) Calculations

- (i) Give your answers to **(f)(ii)**, **(f)(iii)** and **(f)(iv)** to an appropriate number of significant figures. [1]
- (ii) Calculate the amount, in mol, of hydrochloric acid present in the volume of **FA 3** you calculated in **(e)**.

amount of HCl = mol [1]

- (iii) Use the equation for the neutralisation to deduce the amount, in mol, of sodium carbonate present in 25.0 cm³ of Na₂CO₃·xH₂O.

amount of Na₂CO₃ = mol

Hence calculate the amount, in mol, of sodium carbonate in 1.00 dm³ of Na₂CO₃·xH₂O.

amount of Na₂CO₃ in 1.00 dm³ = mol [1]

- (iv) Calculate the value of **x** in the sample of Na₂CO₃·xH₂O. Show your working.

x = [1]

- (g) The aqueous solution of $\text{Na}_2\text{CO}_3 \cdot x\text{H}_2\text{O}$, **FA 4**, was prepared by weighing and dissolving the solid to make 1.00 dm^3 of solution.

Mass of container + $\text{Na}_2\text{CO}_3 \cdot x\text{H}_2\text{O}$	= 32.509 g
Mass of empty container	= 18.209 g
Mass of $\text{Na}_2\text{CO}_3 \cdot x\text{H}_2\text{O}$	= 14.300 g

- (i) State the maximum uncertainty in a single balance reading for the balance used.

maximum uncertainty = \pm g

Calculate the maximum percentage uncertainty in this mass of $\text{Na}_2\text{CO}_3 \cdot x\text{H}_2\text{O}$.
Show your working.

maximum percentage uncertainty = \pm %
[1]

- (ii) Using the method in **Experiment 2** a student calculated the relative formula mass, M_r , of $\text{Na}_2\text{CO}_3 \cdot x\text{H}_2\text{O}$ to be 242.2. Assume that the uncertainty in the mass of **FA 4** is the only source of error in the experiment.

Calculate the maximum value for the relative formula mass of **FA 4**.

maximum value for the relative formula mass of **FA 4** = [1]

[Total: 23]

Qualitative analysis

For each test you should record all your observations in the spaces provided.

Examples of observations include:

- colour changes seen
- the formation of any precipitate and its solubility (where appropriate) in an excess of the reagent added
- the formation of any gas and its identification (where appropriate) by a suitable test.

You should record clearly at what stage in a test an observation is made.

Where no change is observed, you should write 'no change'.

Where reagents are selected for use in a test, the name or correct formula of the element or compound must be given.

If any solution is warmed, a boiling tube must be used.

Rinse and reuse test-tubes and boiling tubes where possible.

No additional tests should be attempted.

2 (a) FA 6, FA 7 and FA 8 are salts each of which contains nitrogen. Each of the nitrogen-containing ions is different and all are shown in the Qualitative analysis notes.

(i) List the nitrogen-containing ions for which you will test.

..... and and

Select reagents to positively identify the nitrogen-containing ions in each salt. Record your tests and the results with each salt in a suitable table in the space below.

[8]

- (ii) Use your observations in (a)(i) to determine the formulae of the nitrogen-containing ions present in **FA 6**, **FA 7** and **FA 8**.

FA 6 **FA 7** **FA 8** [1]

- (b) **FA 9** and **FA 10** contain the same element. You will identify this element by carrying out tests.

(i) **Test 1**

Heat a small spatula measure of **FA 9** in a hard-glass test-tube. Heat until the reaction stops.

After heating, leave the tube to cool and keep it for Test 2. You may wish to start (b)(ii) while you wait.

Record your observations.

.....

Name **one** product of the reaction.

product

Test 2

To the cooled solid product of **Test 1**, add a 2–3 cm depth of distilled water. Shake the test-tube and then leave the contents to settle.

Record your observations.

.....

[3]

- (ii) To a **very small** spatula measure of **FA 9** in a test-tube, add about a 2 cm depth of dilute sulfuric acid and about a 2 cm depth of distilled water. Shake to dissolve the **FA 9** and produce **FA 9(aq)**.

You will use **FA 9(aq)** in **Test 3** and **Test 4**.

Test 3

To a 1 cm depth of aqueous iron(II) sulfate in a test-tube, add a few drops of **FA 9(aq)**.

Record your observations.

.....

Test 4

To a 1 cm depth of aqueous potassium iodide in a test-tube, add a few drops of **FA 9**(aq).

Record your observations.

.....
..... [2]

- (iii) To a small spatula measure of **FA 10** in a test-tube, add distilled water to dissolve the **FA 10**. This solution is **FA 10**(aq).

To a 1 cm depth of **FA 10**(aq), add aqueous sodium hydroxide.

Record your observations.

.....
..... [2]

- (iv) Identify the element that is present in **FA 9** and **FA 10**.

element [1]

[Total: 17]

Qualitative analysis notes

1 Reactions of cations

cation	reaction with	
	NaOH(aq)	NH ₃ (aq)
aluminium, Al ³⁺ (aq)	white ppt. soluble in excess	white ppt. insoluble in excess
ammonium, NH ₄ ⁺ (aq)	no ppt. ammonia produced on warming	–
barium, Ba ²⁺ (aq)	faint white ppt. is observed unless [Ba ²⁺ (aq)] is very low	no ppt.
calcium, Ca ²⁺ (aq)	white ppt. unless [Ca ²⁺ (aq)] is very low	no ppt.
chromium(III), Cr ³⁺ (aq)	grey-green ppt. soluble in excess giving dark green solution	grey-green ppt. insoluble in excess
copper(II), Cu ²⁺ (aq)	pale blue ppt. insoluble in excess	pale blue ppt. soluble in excess giving dark blue solution
iron(II), Fe ²⁺ (aq)	green ppt. turning brown on contact with air insoluble in excess	green ppt. turning brown on contact with air insoluble in excess
iron(III), Fe ³⁺ (aq)	red-brown ppt. insoluble in excess	red-brown ppt. insoluble in excess
magnesium, Mg ²⁺ (aq)	white ppt. insoluble in excess	white ppt. insoluble in excess
manganese(II), Mn ²⁺ (aq)	off-white ppt. rapidly turning brown on contact with air insoluble in excess	off-white ppt. rapidly turning brown on contact with air insoluble in excess
zinc, Zn ²⁺ (aq)	white ppt. soluble in excess	white ppt. soluble in excess

2 Reactions of anions

anion	reaction
carbonate, CO ₃ ²⁻	CO ₂ liberated by dilute acids
chloride, Cl ⁻ (aq)	gives white ppt. with Ag ⁺ (aq) (soluble in NH ₃ (aq))
bromide, Br ⁻ (aq)	gives cream/off-white ppt. with Ag ⁺ (aq) (partially soluble in NH ₃ (aq))
iodide, I ⁻ (aq)	gives pale yellow ppt. with Ag ⁺ (aq) (insoluble in NH ₃ (aq))
nitrate, NO ₃ ⁻ (aq)	NH ₃ liberated on heating with OH ⁻ (aq) and Al foil
nitrite, NO ₂ ⁻ (aq)	NH ₃ liberated on heating with OH ⁻ (aq) and Al foil; decolourises acidified aqueous KMnO ₄
sulfate, SO ₄ ²⁻ (aq)	gives white ppt. with Ba ²⁺ (aq) (insoluble in excess dilute strong acids); gives white ppt. with high [Ca ²⁺ (aq)]
sulfite, SO ₃ ²⁻ (aq)	gives white ppt. with Ba ²⁺ (aq) (soluble in excess dilute strong acids); decolourises acidified aqueous KMnO ₄
thiosulfate, S ₂ O ₃ ²⁻ (aq)	gives off-white/pale yellow ppt. slowly with H ⁺

3 Tests for gases

gas	test and test result
ammonia, NH ₃	turns damp red litmus paper blue
carbon dioxide, CO ₂	gives a white ppt. with limewater
hydrogen, H ₂	'pops' with a lighted splint
oxygen, O ₂	relights a glowing splint

4 Tests for elements

element	test and test result
iodine, I ₂	gives blue-black colour on addition of starch solution

Important values, constants and standards

molar gas constant	$R = 8.31 \text{ J K}^{-1} \text{ mol}^{-1}$
Faraday constant	$F = 9.65 \times 10^4 \text{ C mol}^{-1}$
Avogadro constant	$L = 6.022 \times 10^{23} \text{ mol}^{-1}$
electronic charge	$e = -1.60 \times 10^{-19} \text{ C}$
molar volume of gas	$V_m = 22.4 \text{ dm}^3 \text{ mol}^{-1}$ at s.t.p. (101 kPa and 273 K) $V_m = 24.0 \text{ dm}^3 \text{ mol}^{-1}$ at room conditions
ionic product of water	$K_w = 1.00 \times 10^{-14} \text{ mol}^2 \text{ dm}^{-6}$ (at 298 K (25 °C))
specific heat capacity of water	$c = 4.18 \text{ kJ kg}^{-1} \text{ K}^{-1}$ (4.18 Jg ⁻¹ K ⁻¹)

The Periodic Table of Elements

Group																															
1	2											13	14	15	16	17	18														
3	4	<div style="display: flex; justify-content: space-between; align-items: center;"> <div style="border: 1px solid black; padding: 5px;"> Key atomic number atomic symbol name relative atomic mass </div> <div style="border: 1px solid black; padding: 5px;"> 1 H hydrogen 1.0 </div> </div>																5	6	7	8	9	10	11	12	13	14	15	16	17	18
Li lithium 6.9	Be beryllium 9.0																	B boron 10.8	C carbon 12.0	N nitrogen 14.0	O oxygen 16.0	F fluorine 19.0	Ne neon 20.2	Na sodium 23.0	Mg magnesium 24.3	Al aluminium 27.0	Si silicon 28.1	P phosphorus 31.0	S sulfur 32.1	Cl chlorine 35.5	Ar argon 39.9
11	12	19	20	21	22	23	24	25	26	27	28	29	30	31	32	33	34	35	36												
Na sodium 23.0	Mg magnesium 24.3	Sc scandium 45.0	Ca calcium 40.1	Ti titanium 47.9	V vanadium 50.9	Cr chromium 52.0	Mn manganese 54.9	Fe iron 55.8	Co cobalt 58.9	Ni nickel 58.7	Cu copper 63.5	Zn zinc 65.4	Ga gallium 69.7	Ge germanium 72.6	As arsenic 74.9	Se selenium 79.0	Br bromine 79.9	Kr krypton 83.8													
37	38	39	40	41	42	43	44	45	46	47	48	49	50	51	52	53	54	55	56												
Rb rubidium 85.5	Sr strontium 87.6	Y yttrium 88.9	Zr zirconium 91.2	Nb niobium 92.9	Mo molybdenum 95.9	Tc technetium —	Ru ruthenium 101.1	Rh rhodium 102.9	Pd palladium 106.4	Ag silver 107.9	Cd cadmium 112.4	In indium 114.8	Sn tin 118.7	Sb antimony 121.8	Te tellurium 127.6	I iodine 126.9	Xe xenon 131.3	Cs caesium 132.9	Ba barium 137.3												
55	56	lanthanoids		72	73	74	75	76	77	78	79	80	81	82	83	84	85	86	87	88											
Fr francium —	Ra radium —	La lanthanum 138.9	Ce cerium 140.1	Hf hafnium 178.5	Ta tantalum 180.9	W tungsten 183.8	Re rhenium 186.2	Os osmium 190.2	Ir iridium 192.2	Pt platinum 195.1	Au gold 197.0	Hg mercury 200.6	Tl thallium 204.4	Pb lead 207.2	Bi bismuth 209.0	Po polonium —	At astatine —	Rn radon —	Ac actinium —	Th thorium 232.0											
87	88	actinoids		104	105	106	107	108	109	110	111	112	113	114	115	116	117	118	119	120											
Fr francium —	Ra radium —	La lanthanum 138.9	Ce cerium 140.1	Rf rutherfordium —	Db dubnium —	Sg seaborgium —	Bh bohrium —	Hs hassium —	Mt meitnerium —	Ds darmstadtium —	Rg roentgenium —	Cn copernicium —	Nh nihonium —	Fl flerovium —	Mc moscovium —	Lv livermorium —	Ts tennessine —	Og oganeson —	Uu ununium —	Uub ununium —											

lanthanoids

actinoids

57	58	59	60	61	62	63	64	65	66	67	68	69	70	71
La lanthanum 138.9	Ce cerium 140.1	Pr praseodymium 140.9	Nd neodymium 144.4	Pm promethium —	Sm samarium 150.4	Eu europium 152.0	Gd gadolinium 157.3	Tb terbium 158.9	Dy dysprosium 162.5	Ho holmium 164.9	Er erbium 167.3	Tm thulium 168.9	Yb ytterbium 173.1	Lu lutetium 175.0
89	90	91	92	93	94	95	96	97	98	99	100	101	102	103
Ac actinium —	Th thorium 232.0	Pa protactinium 231.0	U uranium 238.0	Np neptunium —	Pu plutonium —	Am americium —	Cm curium —	Bk berkelium —	Cf californium —	Es einsteinium —	Fm fermium —	Md mendelevium —	No nobelium —	Lr lawrencium —