



## Cambridge O Level


CANDIDATE  
NAME

CENTRE  
NUMBER

--	--	--	--	--

CANDIDATE  
NUMBER

--	--	--	--



**CHEMISTRY**

**5070/21**

Paper 2 Theory

**October/November 2023**

**1 hour 45 minutes**

You must answer on the question paper.

No additional materials are needed.

### INSTRUCTIONS

- Answer **all** questions.
- Use a black or dark blue pen. You may use an HB pencil for any diagrams or graphs.
- Write your name, centre number and candidate number in the boxes at the top of the page.
- Write your answer to each question in the space provided.
- Do **not** use an erasable pen or correction fluid.
- Do **not** write on any bar codes.
- You may use a calculator.
- You should show all your working and use appropriate units.

### INFORMATION

- The total mark for this paper is 80.
- The number of marks for each question or part question is shown in brackets [ ].
- The Periodic Table is printed in the question paper.

This document has **20** pages. Any blank pages are indicated.



1 Choose from the list of compounds to answer these questions.

**calcium oxide**

**carbon dioxide**

**carbon monoxide**

**lead chloride**

**propan-1-ol**

**sodium nitrate**

**sodium sulfate**

**sulfur dioxide**

**water**

Each compound may be used once, more than once or not at all.

Identify the compound that:

(a) is a toxic gas produced by the incomplete combustion of carbon-containing compounds

..... [1]

(b) turns anhydrous copper(II) sulfate blue

..... [1]

(c) leads to deoxygenation of water in rivers

..... [1]

(d) in aqueous solution, gives a white precipitate on addition of acidified aqueous barium chloride

..... [1]

(e) contains an anion with a charge of  $-1$ .

..... [1]

[Total: 5]

2 This question is about metals.

- (a) Potassium is an element in Group I of the Periodic Table.  
Copper is a transition element.

State **two** physical properties of potassium that are different from those of copper.

1 .....

2 .....

[2]

- (b) Complete the diagram in Fig. 2.1 to show the electronic configuration of a potassium ion.

Include the charge on the ion.

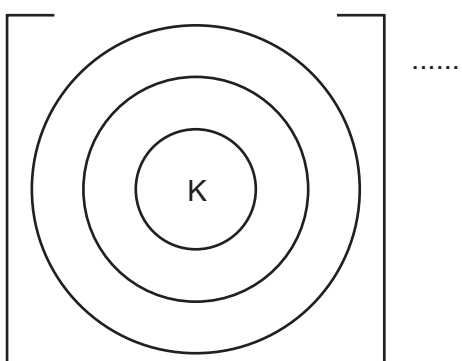


Fig. 2.1

[2]

- (c) Table 2.1 shows the observations when four different metals react with cold water.

Table 2.1

metal	observations
cerium	bubbles form slowly
potassium	bubbles form rapidly
uranium	bubbles form very slowly
vanadium	no bubbles seen

Put the four metals in order of their reactivity.  
Put the least reactive metal first.





least reactive



most reactive

[1]

(d) Deduce the number of protons and neutrons in the copper atom shown.



number of protons .....

number of neutrons .....

[2]

(e) In the presence of oxygen, copper reacts with sulfuric acid,  $\text{H}_2\text{SO}_4$ , to form copper(II) sulfate and water.

Construct the symbol equation for this reaction.

..... [2]

(f) Copper can be used as a catalyst.

(i) State how a catalyst increases the rate of a chemical reaction.

..... [1]

(ii) Name the catalyst used in the Contact process.

..... [1]

(g) Give **two** reasons why copper is used in electrical wiring.

1 .....

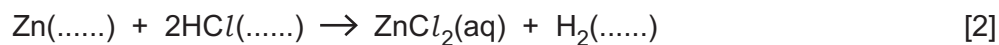
2 .....

[2]

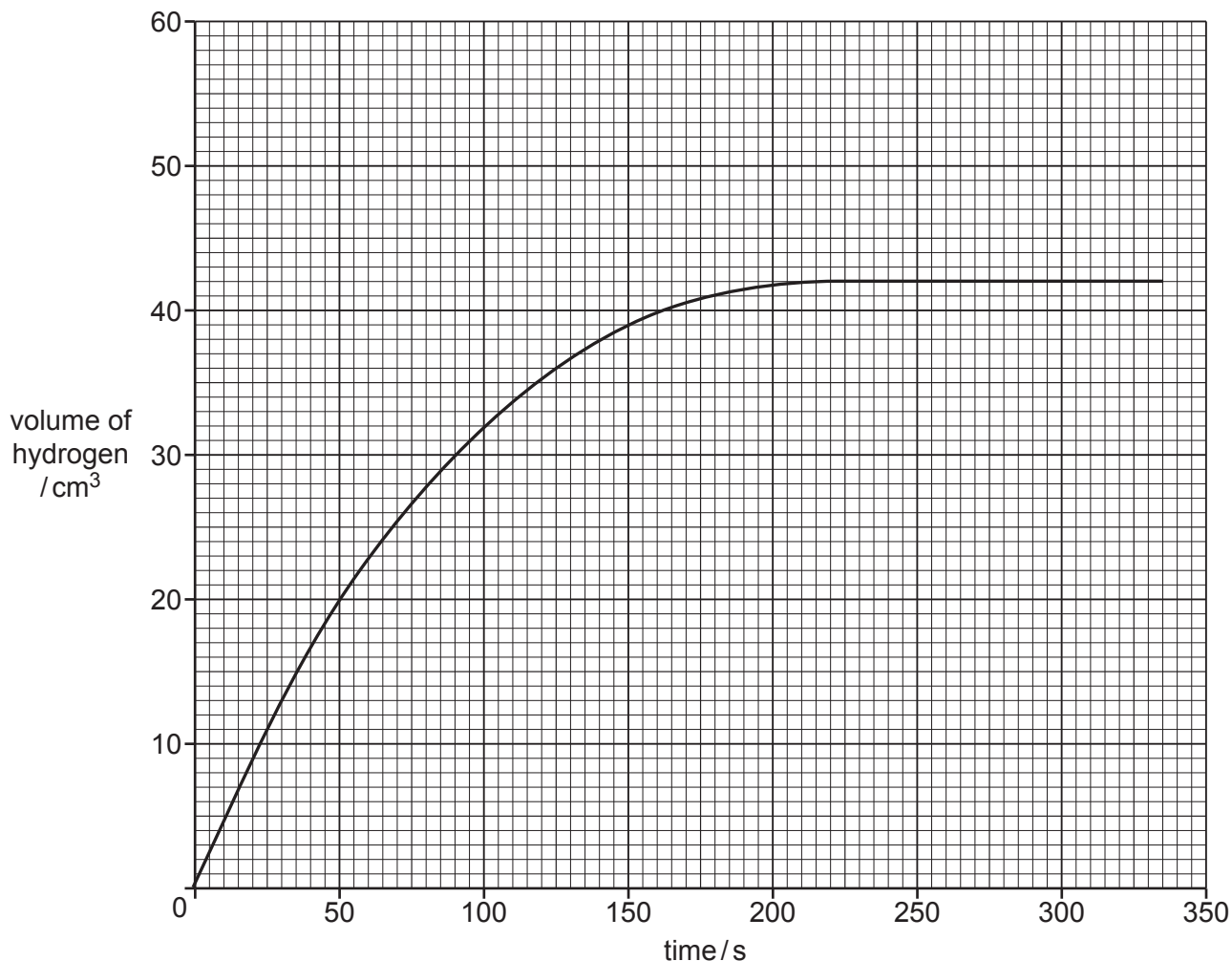
[Total: 13]

- 3 A student investigates the reaction of small pieces of zinc with dilute hydrochloric acid at 25 °C. The dilute hydrochloric acid is in excess.

(a) Complete the equation for this reaction by adding state symbols.



(b) Fig. 3.1 shows the volume of hydrogen released as the reaction proceeds.



**Fig. 3.1**

- (i) Deduce the time taken from the beginning of the experiment to collect 39 cm<sup>3</sup> of hydrogen.

time ..... s [1]

- (ii) The student repeats the experiment using dilute hydrochloric acid with a higher concentration.

All other conditions stay the same.

Draw a line on the grid in Fig. 3.1 to show how the volume of hydrogen changes when dilute hydrochloric acid with a higher concentration is used. [2]

- (c) The student repeats the experiment at 30 °C.

All other conditions stay the same.

Describe and explain, using collision theory, how the rate of reaction differs when a temperature of 30 °C is used.

.....

.....

.....

..... [2]

- (d) A sample of hydrogen is put into a gas syringe. The end of the gas syringe is then blocked so that no gas can escape.

Explain, using kinetic particle theory, why decreasing the pressure in the gas syringe increases the volume of gas when the temperature stays the same.

.....

..... [1]

[Total: 8]

- 4 (a) Concentrated aqueous calcium bromide is electrolysed using graphite electrodes.

Predict the product at each electrode.

anode .....

cathode .....

[2]

- (b) Molten calcium bromide is electrolysed using graphite electrodes.

Construct the ionic half-equation for the reaction at each electrode when molten calcium bromide is electrolysed.

anode .....

cathode .....

[2]

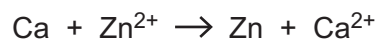
- (c) Describe a test for aqueous bromide ions. Include the observations for a positive result.

test .....

observations .....

[2]

- (d) Calcium reduces zinc ions to zinc.



- (i) Explain, in terms of the movement of electrons, how calcium acts as a reducing agent in this equation.

.....

..... [1]

- (ii) State the oxidation number of the  $\text{Zn}^{2+}$  ion.

..... [1]



(e) Sulfur dibromide is produced when sulfur reacts with bromine.

Complete Fig. 4.1 to show the dot-and-cross diagram for a molecule of sulfur dibromide.

Show only the outer shell electrons.

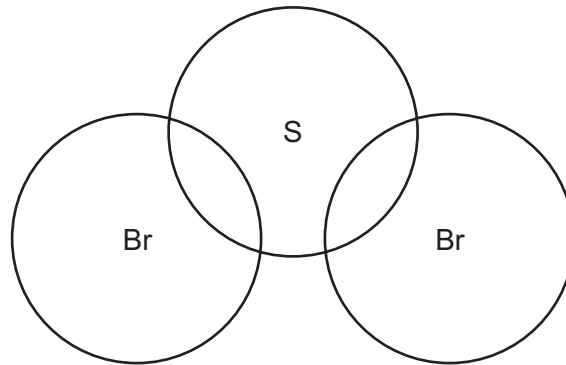


Fig. 4.1

[2]

[Total: 10]

- 5 (a) Fig. 5.1 shows the displayed formula of compound **A**.

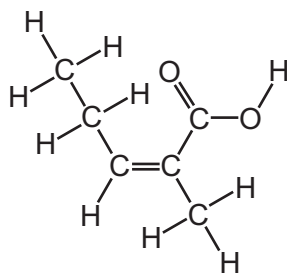


Fig. 5.1

- (i) Draw a circle around the functional group on Fig. 5.1 that is also present in alkenes. [1]

- (ii) Deduce the molecular formula of compound **A**.

..... [1]

- (iii) Compound **A** is a solid at 20 °C.

Describe the motion and arrangement of the particles in a solid.

motion .....

arrangement .....

[2]

- (b) Alkenes react with hydrogen in the presence of a catalyst.

- (i) Draw a circle around the type of reaction that takes place.

addition      condensation      neutralisation      substitution [1]

- (ii) Name the catalyst used.

..... [1]

(c) Fig. 5.2 shows the structure of compound **B**.

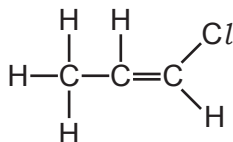


Fig. 5.2

Compound **B** can be polymerised.

Draw **two** repeat units of the polymer formed when compound **B** is polymerised.

[2]

(d) Fig. 5.3 shows part of the structure of a protein.

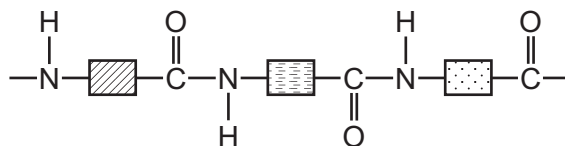


Fig. 5.3

(i) Name the type of monomer used to make proteins.

..... [1]

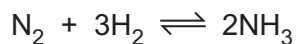
(ii) Name the linkage in proteins.

..... [1]

[Total: 10]



6 The equation for the Haber process used in the production of ammonia is shown.



(a) (i) The nitrogen for this process comes from the air.

State the percentage by volume of nitrogen in clean, dry air.

..... [1]

(ii) State a source of hydrogen for the Haber process.

..... [1]

(b) The forward reaction in the Haber process is exothermic.

(i) Explain, in terms of bond making and bond breaking, why this reaction is exothermic.

.....  
 .....  
 .....  
 ..... [2]

(ii) The transfer of thermal energy in a chemical reaction is called the enthalpy change.

Write the symbol for an enthalpy change. Include the sign for an exothermic enthalpy change.

..... [1]

(c) Aqueous ammonia is an alkali.

Aqueous ammonia reacts with dilute nitric acid to form a salt.

(i) Name this salt.

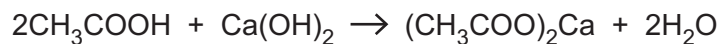
..... [1]

(ii) Name the experimental technique used to make a solution of this salt from dilute nitric acid and aqueous ammonia.

..... [1]

[Total: 7]

- 7 (a) Dilute ethanoic acid reacts with aqueous calcium hydroxide.



A student reacts  $25.0\text{cm}^3$  of  $0.0100\text{mol/dm}^3$  aqueous calcium hydroxide with dilute ethanoic acid using thymolphthalein as an indicator.

A volume of  $12.5\text{cm}^3$  of dilute ethanoic acid reacts exactly with the  $0.0100\text{mol/dm}^3$  aqueous calcium hydroxide.

Calculate the concentration, in  $\text{mol/dm}^3$ , of the dilute ethanoic acid.

concentration of dilute ethanoic acid .....  $\text{mol/dm}^3$  [3]

- (b) State the colour of thymolphthalein in aqueous calcium hydroxide.

..... [1]

- (c) Ethanoic acid is a weak acid.

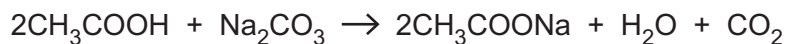
- (i) Define the term weak in the phrase weak acid.

..... [1]

- (ii) Write the formula of the ion present in aqueous solutions of acids.

..... [1]

(d) Dilute ethanoic acid reacts with sodium carbonate.



Calculate the volume, measured at r.t.p., of carbon dioxide produced, in  $\text{cm}^3$ , when 3.18 g of sodium carbonate reacts with excess dilute ethanoic acid.

volume of carbon dioxide .....  $\text{cm}^3$  [2]

(e) Sulfur dioxide contributes to acid rain.

(i) State **one** source of sulfur dioxide in the air.

..... [1]

(ii) Describe **one** method of reducing the amount of sulfur dioxide getting into the air.

..... [1]

(iii) In the Contact process, sulfur dioxide reacts with oxygen.

Complete the symbol equation for this reaction.

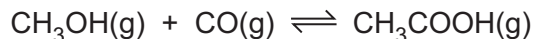


[Total: 11]





8 (a) Ethanoic acid is manufactured from methanol.



The forward reaction is exothermic.

(i) Predict and explain the effect, if any, on the position of equilibrium when the pressure is decreased and the temperature remains constant.

.....  
 .....  
 ..... [2]

(ii) Predict and explain the effect, if any, on the position of equilibrium when the temperature is decreased and the pressure remains constant.

.....  
 ..... [1]

(b) Ethanoic acid can be produced by bacterial oxidation.

Describe one other method of making ethanoic acid by oxidising an alcohol other than methanol.

name of alcohol .....

name of oxidising agent .....

[2]

(c) Ethanoic acid reacts with propan-1-ol,  $\text{CH}_3\text{CH}_2\text{CH}_2\text{OH}$ , to produce an ester.

Name the ester and draw its displayed formula.

name .....

displayed formula

[2]

[Total: 7]

- 9 (a) Table 9.1 shows the melting points and relative electrical conductivities of three elements.

**Table 9.1**

	carbon (graphite)	magnesium	phosphorus
melting point /°C	3652	649	44
relative electrical conductivity of solid	good	good	poor

Use ideas about structure and bonding to explain:

- (i) the difference in the melting points of magnesium and phosphorus

.....

.....

.....

.....

..... [3]

- (ii) the difference in the electrical conductivities of graphite and phosphorus.

.....

.....

..... [2]

- (b) Diamond and graphite are different forms of carbon.

Explain, in terms of its structure and bonding, why diamond is used in cutting tools.

.....

.....

..... [2]

- (c) A compound of phosphorus, oxygen and chlorine contains 20.2% phosphorus, 10.4% oxygen and 69.4% chlorine by mass.

Deduce the empirical formula of this compound.

empirical formula ..... [2]

[Total: 9]

---

Permission to reproduce items where third-party owned material protected by copyright is included has been sought and cleared where possible. Every reasonable effort has been made by the publisher (UCLES) to trace copyright holders, but if any items requiring clearance have unwittingly been included, the publisher will be pleased to make amends at the earliest possible opportunity.

To avoid the issue of disclosure of answer-related information to candidates, all copyright acknowledgements are reproduced online in the Cambridge Assessment International Education Copyright Acknowledgements Booklet. This is produced for each series of examinations and is freely available to download at [www.cambridgeinternational.org](http://www.cambridgeinternational.org) after the live examination series.

Cambridge Assessment International Education is part of Cambridge Assessment. Cambridge Assessment is the brand name of the University of Cambridge Local Examinations Syndicate (UCLES), which is a department of the University of Cambridge.

## The Periodic Table of Elements

Group																																																																																								
I	II											III	IV	V	VI	VII	VIII																																																																							
3 <b>Li</b> lithium 7	4 <b>Be</b> beryllium 9	1 <b>H</b> hydrogen 1	5 <b>B</b> boron 11	6 <b>C</b> carbon 12	7 <b>N</b> nitrogen 14	8 <b>O</b> oxygen 16	9 <b>F</b> fluorine 19	10 <b>Ne</b> neon 20	11 <b>Na</b> sodium 23	12 <b>Mg</b> magnesium 24	13 <b>Al</b> aluminium 27	14 <b>Si</b> silicon 28	15 <b>P</b> phosphorus 31	16 <b>S</b> sulfur 32	17 <b>Cl</b> chlorine 35.5	18 <b>Ar</b> argon 40	19 <b>K</b> potassium 39	20 <b>Ca</b> calcium 40	21 <b>Sc</b> scandium 45	22 <b>Ti</b> titanium 48	23 <b>V</b> vanadium 51	24 <b>Cr</b> chromium 52	25 <b>Mn</b> manganese 55	26 <b>Fe</b> iron 56	27 <b>Co</b> cobalt 59	28 <b>Ni</b> nickel 59	29 <b>Cu</b> copper 64	30 <b>Zn</b> zinc 65	31 <b>Ga</b> gallium 70	32 <b>Ge</b> germanium 73	33 <b>As</b> arsenic 75	34 <b>Se</b> selenium 79	35 <b>Br</b> bromine 80	36 <b>Kr</b> krypton 84	37 <b>Rb</b> rubidium 85	38 <b>Sr</b> strontium 88	39 <b>Y</b> yttrium 89	40 <b>Zr</b> zirconium 91	41 <b>Nb</b> niobium 93	42 <b>Mo</b> molybdenum 96	43 <b>Tc</b> technetium —	44 <b>Ru</b> ruthenium 101	45 <b>Rh</b> rhodium 103	46 <b>Pd</b> palladium 106	47 <b>Ag</b> silver 108	48 <b>Cd</b> cadmium 112	49 <b>In</b> indium 115	50 <b>Sn</b> tin 119	51 <b>Sb</b> antimony 122	52 <b>Te</b> tellurium 128	53 <b>I</b> iodine 127	54 <b>Xe</b> xenon 131	55 <b>Cs</b> caesium 133	56 <b>Ba</b> barium 137	57–71 lanthanoids	72 <b>Hf</b> hafnium 178	73 <b>Ta</b> tantalum 181	74 <b>W</b> tungsten 184	75 <b>Re</b> rhenium 186	76 <b>Os</b> osmium 190	77 <b>Ir</b> iridium 192	78 <b>Pt</b> platinum 195	79 <b>Au</b> gold 197	80 <b>Hg</b> mercury 201	81 <b>Tl</b> thallium 204	82 <b>Pb</b> lead 207	83 <b>Bi</b> bismuth 209	84 <b>Po</b> polonium —	85 <b>At</b> astatine —	86 <b>Rn</b> radon —	87 <b>Fr</b> francium —	88 <b>Ra</b> radium —	89–103 actinoids	104 <b>Rf</b> rutherfordium —	105 <b>Db</b> dubnium —	106 <b>Sg</b> seaborgium —	107 <b>Bh</b> bohrium —	108 <b>Hs</b> hassium —	109 <b>Mt</b> meitnerium —	110 <b>Ds</b> darmstadtium —	111 <b>Rg</b> roentgenium —	112 <b>Cn</b> copernicium —	113 <b>Nh</b> nihonium —	114 <b>Fl</b> flerovium —	115 <b>Mc</b> moscovium —	116 <b>Lv</b> livermorium —	117 <b>Ts</b> tennessine —	118 <b>Og</b> oganesson —

## Key

atomic number  
atomic symbol  
name  
relative atomic mass

lanthanoids

actinoids

57 <b>La</b> lanthanum 139	58 <b>Ce</b> cerium 140	59 <b>Pr</b> praseodymium 141	60 <b>Nd</b> neodymium 144	61 <b>Pm</b> promethium —	62 <b>Sm</b> samarium 150	63 <b>Eu</b> europium 152	64 <b>Gd</b> gadolinium 157	65 <b>Tb</b> terbium 159	66 <b>Dy</b> dysprosium 163	67 <b>Ho</b> holmium 165	68 <b>Er</b> erbium 167	69 <b>Tm</b> thulium 169	70 <b>Yb</b> ytterbium 173	71 <b>Lu</b> lutetium 175
89 <b>Ac</b> actinium	90 <b>Th</b> thorium 232	91 <b>Pa</b> protactinium 231	92 <b>U</b> uranium 238	93 <b>Np</b> neptunium —	94 <b>Pu</b> plutonium —	95 <b>Am</b> americium —	96 <b>Cm</b> curium —	97 <b>Bk</b> berkelium —	98 <b>Cf</b> californium —	99 <b>Es</b> einsteinium —	100 <b>Fm</b> fermium —	101 <b>Md</b> mendelevium —	102 <b>No</b> nobelium —	103 <b>Lr</b> lawrencium —

The volume of one mole of any gas is 24 dm<sup>3</sup> at room temperature and pressure (r.t.p.).