

CANDIDATE  
NAME


--

CENTRE  
NUMBER

--	--	--	--	--

CANDIDATE  
NUMBER

--	--	--	--



**FASHION AND TEXTILES**

**6130/01**

Paper 1 Theory

**October/November 2017**

**2 hours**

Candidates answer on the Question Paper.

Additional Materials:      Coloured pencils (not yellow)  
   Ruler  
   Small piece of fabric, needle and thread

**READ THESE INSTRUCTIONS FIRST**

Write your Centre number, candidate number and name on the work you hand in.

Write in dark blue or black pen.

You may use an HB pencil for any diagrams or rough working.

Do not use staples, paper clips, glue or correction fluid.

**DO NOT WRITE IN ANY BARCODES.**

You should illustrate your answers by means of clear, bold diagrams wherever necessary.

You may use a needle and thread and a small piece of fabric to help in making drawings of stitches.

This fabric should **not** be handed in with your work.

**Section A**

Answer **all** parts of Question 1.

You are advised to spend no longer than 40 minutes on Section A.

**Section B**

Answer any **three** questions.

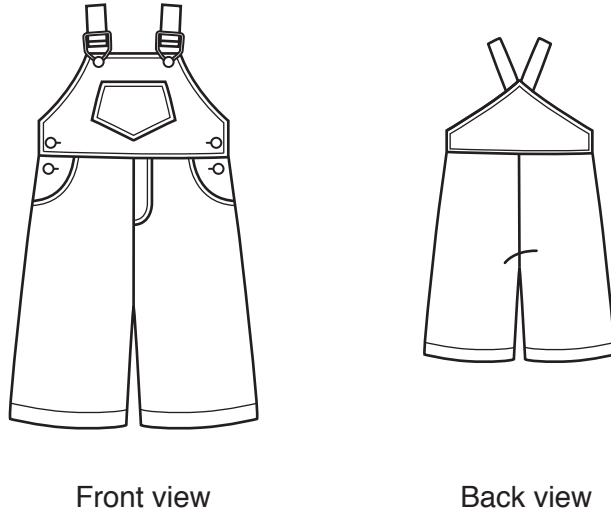
The number of marks is given in brackets [ ] at the end of each question or part question.

This document consists of **21** printed pages and **3** blank pages.

**Section A**

Answer **all** questions in this section.

1 Fig. 1 is a drawing of the front and back view of a child's dungarees.



**Fig. 1**

(a) (i) Cotton denim is a suitable fabric for the child's dungarees in Fig. 1.

Describe cotton denim fabric in terms of the following:

Construction .....

Appearance .....

Feel/handle .....

[3]

(ii) State **two** reasons why cotton denim is a suitable fabric for the style of the child's dungarees in Fig. 1.

Reason 1 .....

Reason 2 .....

[2]

- (iii) Cotton denim fabric could have a stain resistant finish applied. State **two** advantages of using this finish on the fabric for the child’s dungarees in Fig. 1.

Advantage 1 .....

.....

Advantage 2 .....

.....

[2]

- (iv) State **one** suitable fabric, other than cotton denim, to make the child’s dungarees in Fig. 1.

Fabric name .....[1]

- (v) Give **two** reasons to explain why the fabric in **1(a)(iv)** is suitable for childrenswear.

Reason 1 .....

.....

Reason 2 .....

.....

[2]

- (b) (i) The child's dungarees in Fig. 1 have a faced hip pocket at the waistline. State **one** suitable fabric to use for the pocket facing/lining.

Fabric name .....[1]

- (ii) Fig. 2 below shows the bodice back pattern piece of the child's dungarees shown in Fig. 1.

Draw and label the following pattern symbols on Fig. 2:

- straight grain line;
- centre back line;
- dots to show the position of both straps.

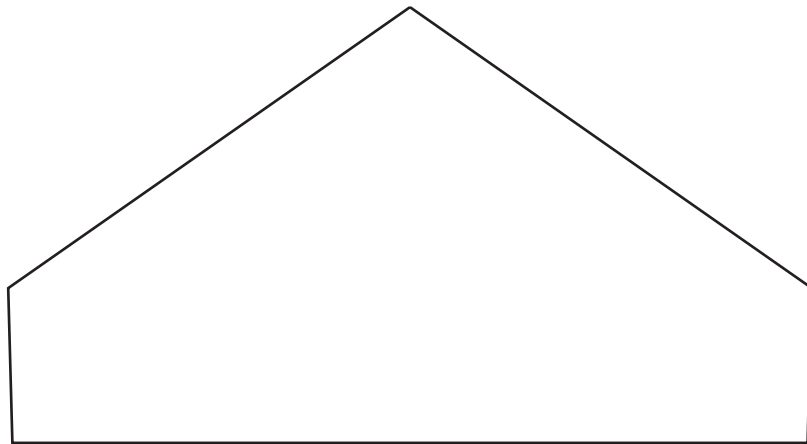


Fig. 2

[4]

- (iii) Explain, using notes and labelled diagrams, how to alter the front and back trouser leg pattern pieces of the dungaree pattern in Fig. 1 to make the trouser legs 2 cm narrower at the hem edge.

[4]

(iv) State **two** pieces of equipment needed to place the bodice back pattern on the fabric and attach it ready for cutting out.

1 .....

2 ..... [2]

(c) (i) State the **two** different fastenings used on the child's dungarees in Fig. 1.

1 .....

2 ..... [2]

(ii) Explain why these fastenings are suitable for the child's dungarees in Fig. 1.

Fastening 1 .....

.....

Fastening 2 .....

..... [2]

(d) (i) Top stitching is used as a decoration on the child's dungarees in Fig. 1. Give the machine stitch settings for top stitching.

.....

.....

..... [2]

(ii) State **two** reasons why machine top stitching is used on the front bodice of the child's dungarees in Fig. 1.

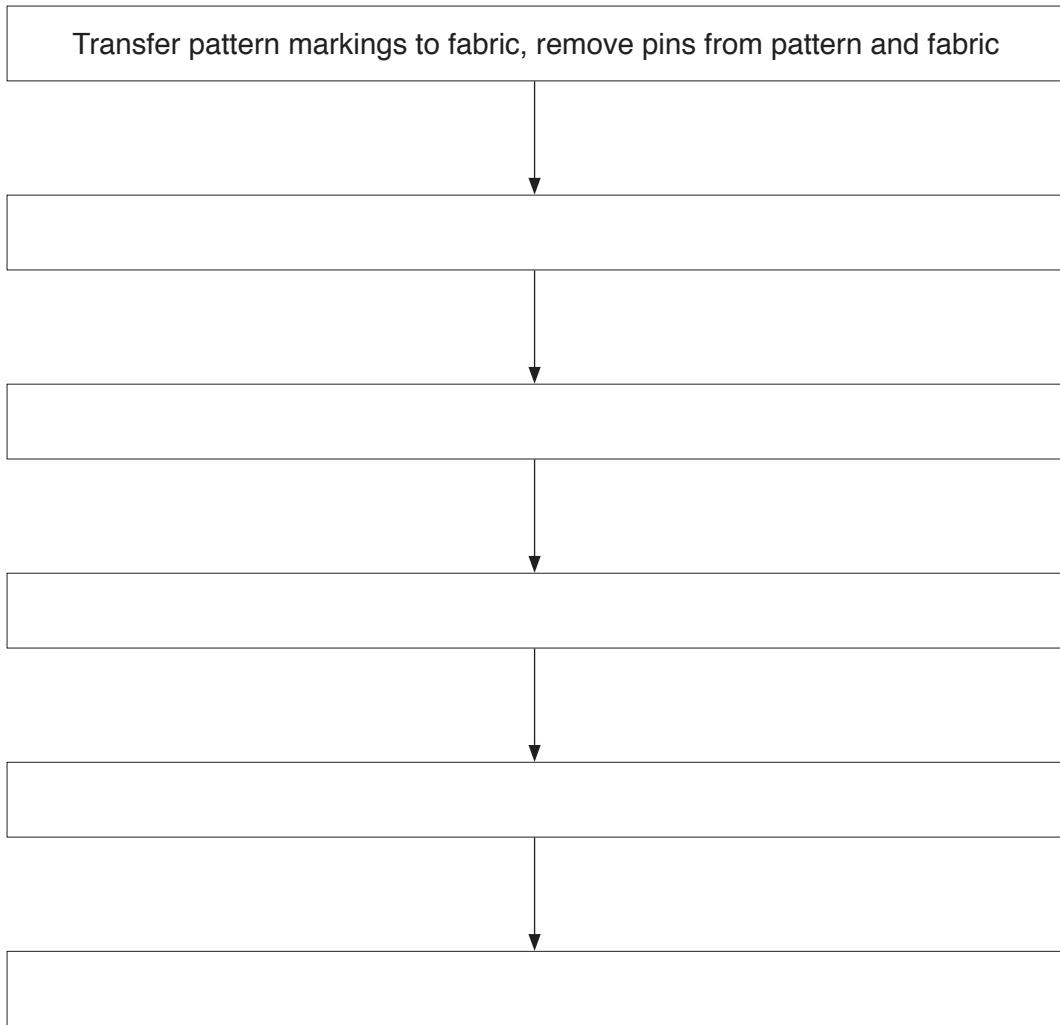
.....

.....

.....

..... [2]

- (e) Complete the correct sequence to make the straps for the child's dungarees in Fig. 1. (The first box has been completed for you.)



[5]

- (f) There will be cotton denim fabric left over after making the child's dungarees in Fig. 1. Suggest **two** ways in which cotton denim fabric could be used in another textile item.

.....

.....

.....

.....[2]

(g) (i) State **one** production method that could be used to manufacture a quantity of the child's dungarees in Fig. 1.

.....[1]

(ii) Explain why this production method is suitable to produce the dungarees in Fig. 1.

.....  
.....  
.....  
.....  
.....  
.....  
.....[3]

**[Total: 40]**

**Section B**

Answer any **three** questions from this section.

2 (a) Explain how the following fabrics are constructed:

(i) Cotton towelling

.....  
.....  
.....  
.....  
.....  
.....  
.....[3]

(ii) Viscose velvet

.....  
.....  
.....  
.....  
.....  
.....  
.....[3]



(b) Describe the performance characteristics of viscose velvet in relation to:

(i) Absorbency

.....  
.....  
.....  
.....[2]

(ii) Mildew resistance

.....  
.....  
.....  
.....[2]

(iii) Flammability

.....  
.....  
.....  
.....[2]

(c) Explain how to care for cotton towelling. Include sketches of care symbols in your answer.

.....

.....

.....

.....

.....

.....

.....

.....

.....

[8]

**[Total: 20]**

- 3 (a) Sketch and label the front view of an original design for a gathered skirt for a teenager. The skirt should have a stiffened waistband with a fastening and be decorated using tie dye.

[4]

(b) Explain, using notes and labelled diagrams, how to tie dye the skirt using **two** colours.

.....

.....

.....

.....

.....

.....

.....

.....

.....

[6]

(c) State **two** environmental concerns that need to be considered when dyeing fabrics.

1 .....

.....

2 .....

.....

[2]

(d) Explain how to prepare and attach a stiffened waistband to a skirt. You should use notes and labelled diagrams in your answer.

.....

.....

.....

.....

.....

.....

.....

.....

.....

[8]

**[Total: 20]**

4 Refer to the child's dungarees in Fig. 1 in Section A.

(a) Explain, using notes and labelled diagrams, how to work a double machine stitched seam on the side seams of the child's dungarees in Fig. 1.

.....

.....

.....

.....

.....

.....

.....

.....

[6]

(b) Explain, using notes and labelled diagrams, how the following hand worked stitches are worked on the faced hip pocket on the child's dungarees in Fig. 1 in Section A.

(i) Loop-stitch

.....

.....

.....

.....

[3]

(ii) Running stitch

.....

.....

.....

.....

[3]

(c) Discuss **four** health and safety factors which need to be considered when using sewing machines in the production of garments.

.....  
.....  
.....  
.....  
.....  
.....  
.....  
.....  
.....  
.....  
.....  
.....  
.....  
.....  
.....  
.....  
.....  
.....  
.....  
.....  
.....  
.....

..... [8]

[Total: 20]



5 Explain, with the use of examples, what is meant by the following textile terms:

(a) Water repellency

.....  
.....  
.....  
.....  
.....  
.....  
.....  
.....  
.....[4]

(b) Reflective textiles used on outdoor wear

.....  
.....  
.....  
.....  
.....  
.....  
.....  
.....  
.....[4]

(c) Wool felt

.....  
.....  
.....  
.....  
.....  
.....  
.....  
.....  
.....[4]

(d) Anti-static finish

.....  
.....  
.....  
.....  
.....  
.....  
.....  
.....  
.....  
.....[4]

(e) Elastane

.....  
.....  
.....  
.....  
.....  
.....  
.....  
.....  
.....  
.....[4]

**[Total: 20]**

- 6 (a) Draw and label an original design which would be suitable for block printing onto a cotton lawn scarf.

[3]

- (b) Explain, using notes and labelled diagrams, how to:

- (i) Prepare a block for printing the design in 6(a).

.....

.....

.....

.....

[3]

(ii) Prepare the cotton lawn fabric for printing.

.....

.....

.....

.....

[3]

(iii) Print the design onto the cotton lawn fabric.

.....

.....

.....

.....

[6]







**BLANK PAGE**

---

Permission to reproduce items where third-party owned material protected by copyright is included has been sought and cleared where possible. Every reasonable effort has been made by the publisher (UCLES) to trace copyright holders, but if any items requiring clearance have unwittingly been included, the publisher will be pleased to make amends at the earliest possible opportunity.

To avoid the issue of disclosure of answer-related information to candidates, all copyright acknowledgements are reproduced online in the Cambridge International Examinations Copyright Acknowledgements Booklet. This is produced for each series of examinations and is freely available to download at [www.cie.org.uk](http://www.cie.org.uk) after the live examination series.

Cambridge International Examinations is part of the Cambridge Assessment Group. Cambridge Assessment is the brand name of University of Cambridge Local Examinations Syndicate (UCLES), which is itself a department of the University of Cambridge.