

CANDIDATE  
NAME

CENTRE  
NUMBER

--	--	--	--	--

CANDIDATE  
NUMBER

--	--	--	--



**PHYSICS**

Paper 4 Theory (Extended)

**0625/42**

**May/June 2018**

**1 hour 15 minutes**

Candidates answer on the Question Paper.

No Additional Materials are required.

**READ THESE INSTRUCTIONS FIRST**

Write your Centre number, candidate number and name on all the work you hand in.

Write in dark blue or black pen.

You may use an HB pencil for any diagrams or graphs.

Do not use staples, paper clips, glue or correction fluid.

**DO NOT WRITE IN ANY BARCODES.**

Answer **all** questions.

Electronic calculators may be used.

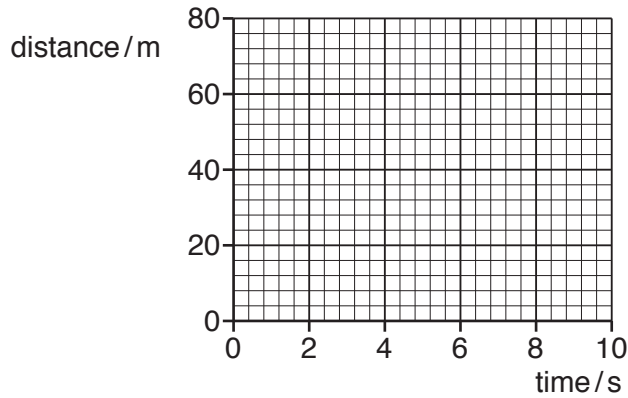
You may lose marks if you do not show your working or if you do not use appropriate units.

Take the weight of 1.0 kg to be 10 N (acceleration of free fall =  $10 \text{ m/s}^2$ ).

At the end of the examination, fasten all your work securely together.

The number of marks is given in brackets [ ] at the end of each question or part question.

1 (a) Fig. 1.1 shows the axes of a distance-time graph for an object moving in a straight line.



**Fig. 1.1**

- (i) 1. On Fig. 1.1, draw between time = 0 and time = 10 s, the graph for an object moving with a constant speed of 5.0 m/s. Start your graph at distance = 0 m.
- 2. State the property of the graph that represents speed.

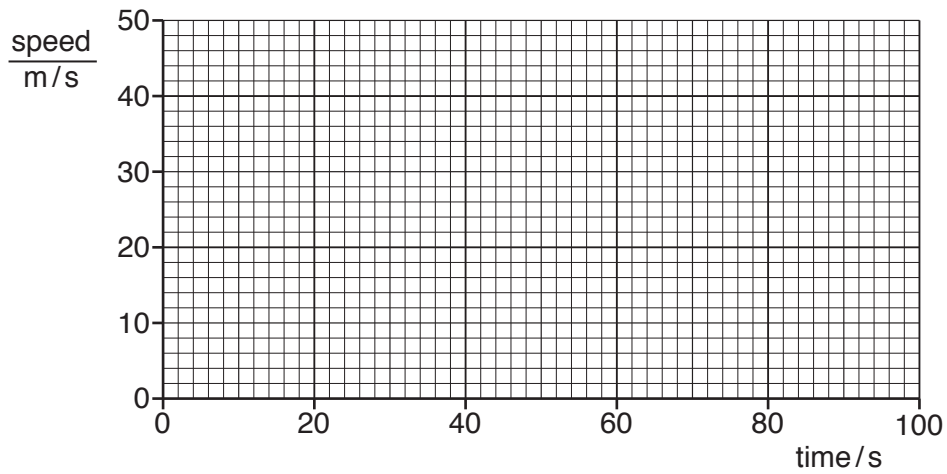
..... [2]

- (ii) Between time = 10 s and time = 20 s the object accelerates. The speed at time = 20 s is 9.0 m/s.

Calculate the average acceleration between time = 10 s and time = 20 s.

acceleration = ..... [2]

(b) Fig. 1.2 shows the axes of a speed-time graph for a different object.



**Fig. 1.2**

- (i) The object has an initial speed of 50 m/s and decelerates uniformly at  $0.35 \text{ m/s}^2$  for 100 s.

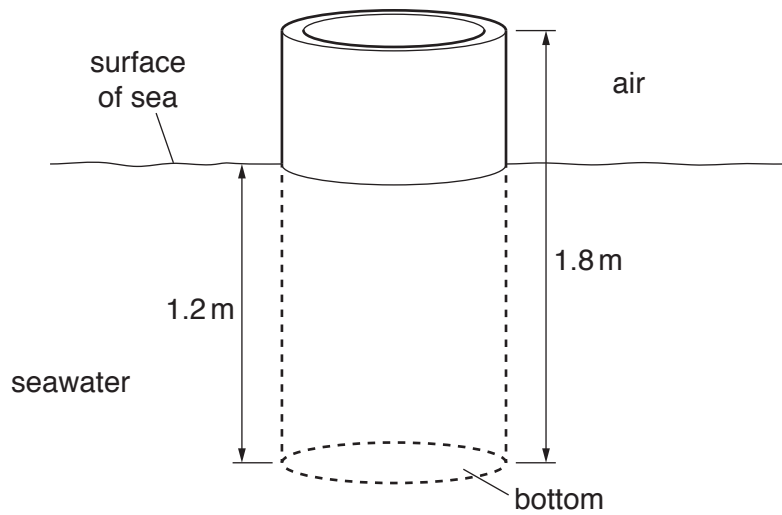
On Fig. 1.2, draw the graph to represent the motion of the object. [2]

- (ii) Calculate the distance travelled by the object from time = 0 to time = 100 s.

distance = ..... [3]

[Total: 9]

2 Fig. 2.1 shows a hollow metal cylinder containing air, floating in the sea.



**Fig. 2.1**

(a) The density of the metal used to make the cylinder is greater than the density of seawater.

Explain why the cylinder floats.

.....  
 ..... [1]

(b) The cylinder has a length of 1.8 m. It floats with 1.2 m submerged in the sea. The bottom of the cylinder has an area of cross-section of  $0.80 \text{ m}^2$ .

The density of seawater is  $1020 \text{ kg/m}^3$ . Calculate the force exerted on the bottom of the cylinder due to the depth of the seawater.

force = ..... [4]

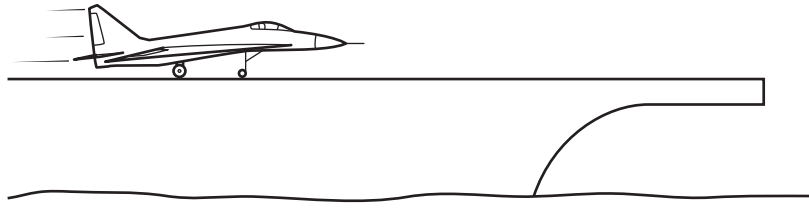
(c) Deduce the weight of the cylinder. Explain your answer.

weight = .....

explanation .....

..... [2]

- 3 Fig. 3.1 shows an aircraft on the deck of an aircraft carrier.



**Fig. 3.1**

The aircraft accelerates from rest along the deck. At take-off, the aircraft has a speed of 75 m/s. The mass of the aircraft is 9500 kg.

- (a) Calculate the kinetic energy of the aircraft at take-off.

kinetic energy = .....[3]

- (b) On an aircraft carrier, a catapult provides an accelerating force on the aircraft. The catapult provides a constant force for a distance of 150 m along the deck.

Calculate the resultant force on the aircraft as it accelerates. Assume that all of the kinetic energy at take-off is from the work done on the aircraft by the catapult.

force = .....[2]

[Total: 5]

4 (a) Fig. 4.1 represents an atom.




**Fig. 4.1**

Representing atoms by circles approximately the same size as in Fig. 4.1, sketch


(i) on Fig. 4.2, the arrangement of atoms in a crystalline solid, [1]

(ii) on Fig. 4.3, the arrangement of atoms in a gas. [1]



**solid**

**Fig. 4.2**



**gas**

**Fig. 4.3**

(b) (i) Describe the motion of the atoms in a solid.

.....[1]

(ii) A sculptor makes a statue from a block of crystalline rock using a cutting tool. Explain why he must apply a large force to the tool to remove a small piece of rock.

.....  
.....[2]

(c) A helium-filled balloon in the room of a house suddenly bursts.

State and explain, in terms of atoms, what happens to the helium from the balloon after the balloon has burst.

.....  
.....  
.....[2]

[Total: 7]



6 (a) Circle **two** of the following that apply to an ultrasound wave travelling in air.

- frequency 3.5 Hz      frequency 350 Hz      frequency 35 000 Hz      longitudinal  
transverse      speed 1.5 m/s      speed  $1.5 \times 10^3$  m/s      speed  $1.5 \times 10^6$  m/s

[2]

(b) Calculate the wavelength in a vacuum of X-rays of frequency  $1.3 \times 10^{17}$  Hz.

wavelength = ..... [3]

(c) A dentist takes an X-ray photograph of a patient's teeth. Explain why it is safe for the patient to be close to the source of X-rays, but the dentist must stand away from the source.

.....  
.....  
.....  
..... [2]

(d) State, with a reason, why microwave ovens are designed only to work with the door closed.

.....  
.....  
..... [2]

[Total: 9]



**BLANK PAGE**

- 7 (a) Fig. 7.1 shows a ray of light in water that is incident on a submerged, transparent plastic block.

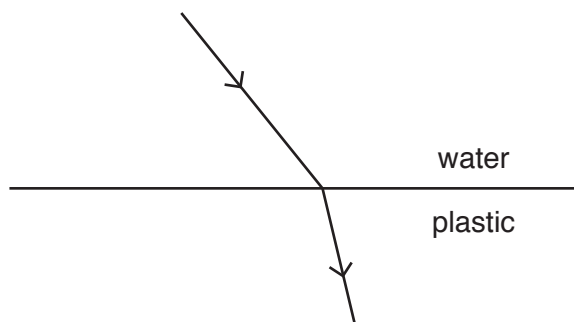


Fig. 7.1

State what happens to the speed of light as it enters the plastic block. Explain your answer.

.....

.....

..... [2]

- (b) Fig. 7.2 shows the two principal focuses  $F_1$  and  $F_2$  of a thin converging lens.

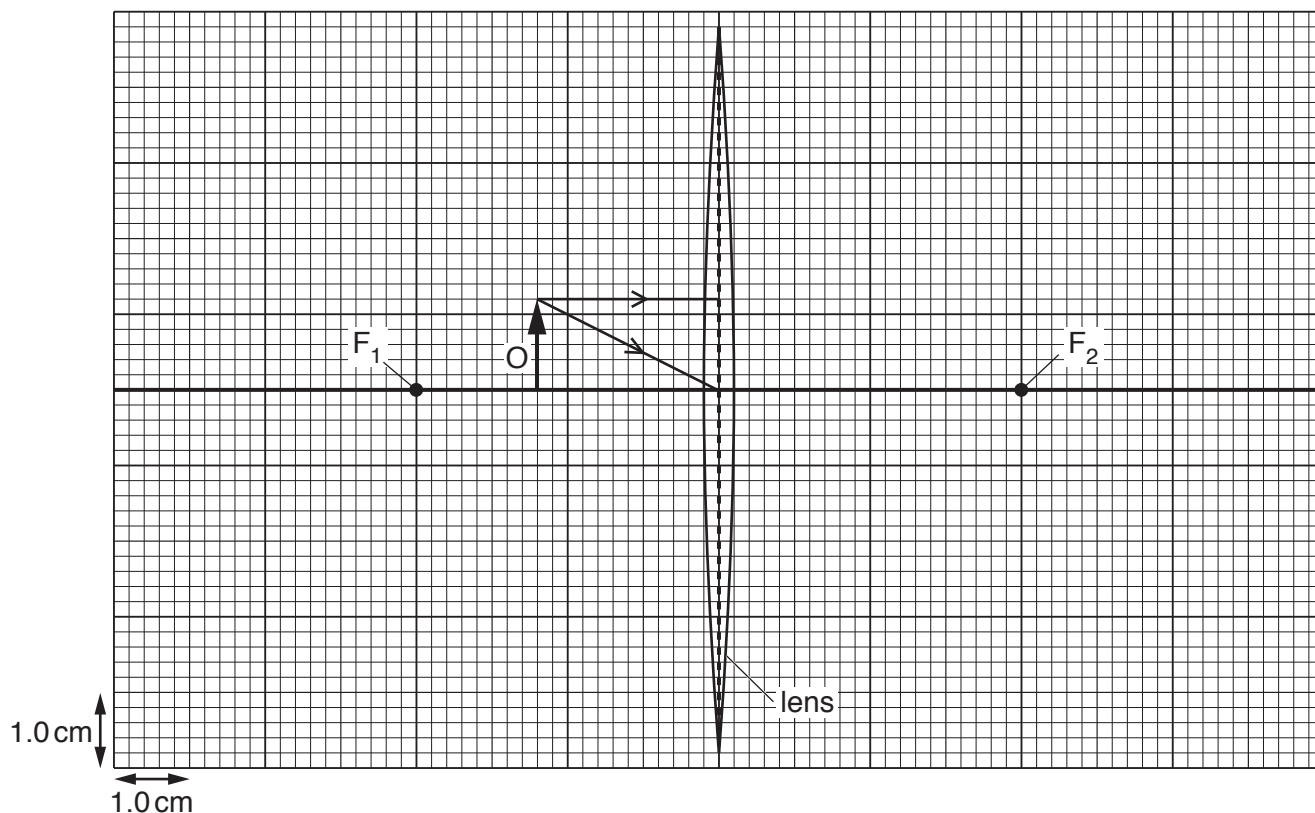


Fig. 7.2

Fig. 7.2 also shows an object  $O$  of height 1.2 cm placed close to the lens. Two rays from the tip of the object  $O$  are incident on the lens.

(i) On Fig. 7.2, continue the paths of these two rays for a further distance of at least 5 cm. [2]

(ii) Using your answer to (b)(i), find and mark on Fig. 7.2 the image I of object O and label this image. [2]

(iii) Determine the height of image I.

height = ..... [1]

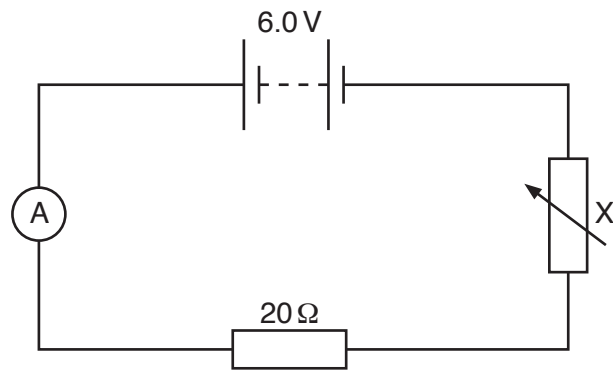
(iv) State and explain whether I is a real image or a virtual image.

.....

..... [1]

[Total: 8]

- 8 Fig. 8.1 shows a circuit that contains a battery of electromotive force (e.m.f.) 6.0V, an ammeter, a  $20\Omega$  resistor and component X.



**Fig. 8.1**

- (a) (i) State the name of component X.

.....[1]

- (ii) The potential difference (p.d.) across the  $20\Omega$  resistor is measured with a voltmeter.

On Fig. 8.1, draw the symbol for this voltmeter connected to the circuit. [1]

- (b) The p.d. across the  $20\Omega$  resistor is varied from zero to 6.0V. For each value of p.d. a corresponding current is measured.

On Fig. 8.2, draw a line to indicate how the current measured by the ammeter depends on the p.d. across the  $20\Omega$  resistor.

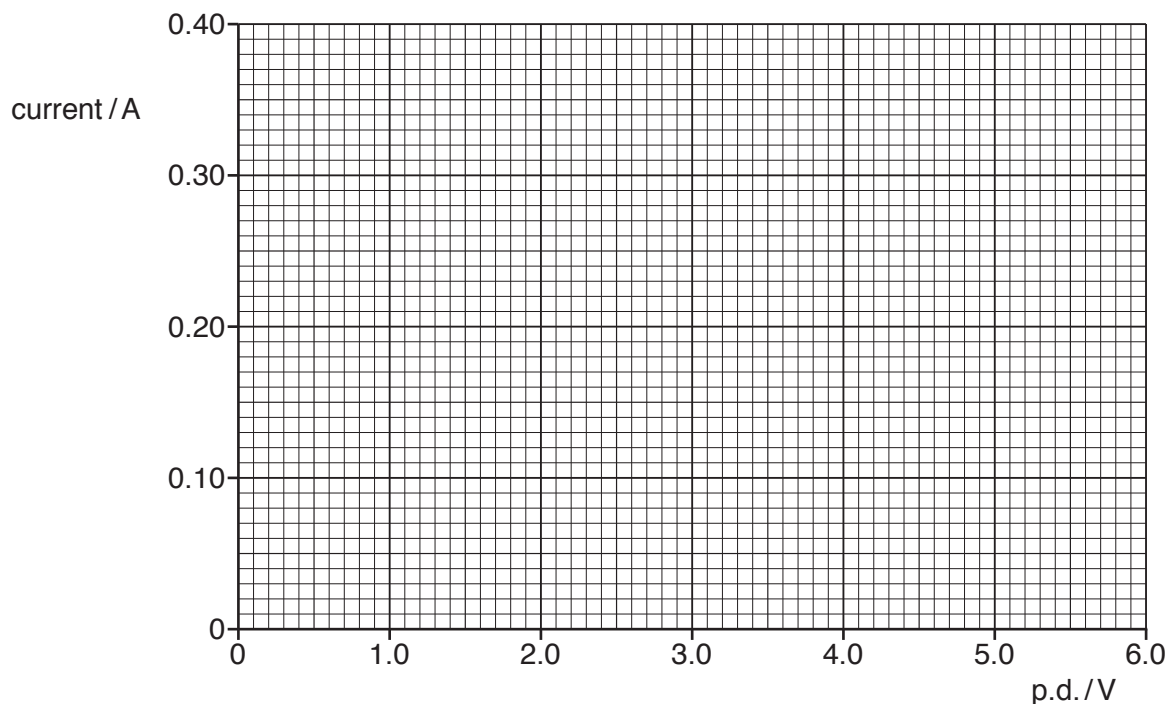


Fig. 8.2

[3]

(c) A second resistor is connected into the circuit in parallel with the  $20\Omega$  resistor.

(i) State how the combined resistance of the two resistors in parallel compares with the resistance of each of the resistors on its own.

.....  
 ..... [1]

(ii) The p.d. across the two parallel resistors is changed and the current in the battery for each value of the p.d. is measured. A second line could be drawn on Fig. 8.2 to indicate how the current measured by the ammeter depends on the p.d. across the two resistors in parallel.

State how the second line differs from the original line. You are **not** expected to draw this second line.

.....  
 ..... [1]

[Total: 7]

9 (a) Fig. 9.1 shows a coil ABCD with two turns. The coil is in a magnetic field.

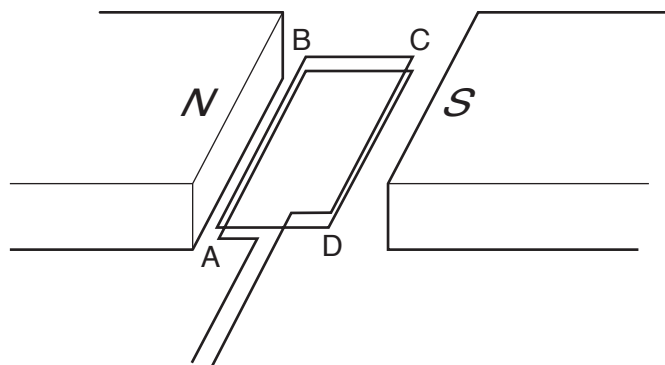


Fig. 9.1

When there is a current in the coil, the coil experiences a turning effect.

(i) Explain why there is a turning effect.

.....

.....

.....[1]

(ii) The value of the current is 3A. Place **one** tick in each column of the table to indicate how the turning effect changes with the change described.

turning effect	number of turns on coil increased to six	current increased to 9A	strength of magnetic field decreased by a factor of 2
decreased by factor of 4			
decreased by factor of 3			
decreased by factor of 2			
no change			
increased by factor of 2			
increased by factor of 3			
increased by factor of 4			

[3]

(b) Fig. 9.2 shows a magnet held just below a vertical coil connected to a galvanometer.

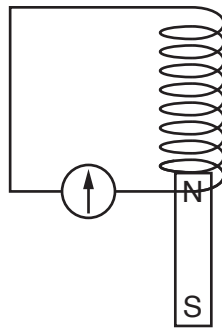


Fig. 9.2

The magnet is released.

(i) State any effect on the galvanometer.

.....  
.....  
..... [2]

(ii) State any effect on the magnetic field produced by the coil.

.....  
.....  
..... [2]

[Total: 8]

- 10 (a) An uncharged conducting metal plate rests on insulating supports. Fig. 10.1 shows the plate and a positively charged insulating plastic sheet placed on top of the metal plate.

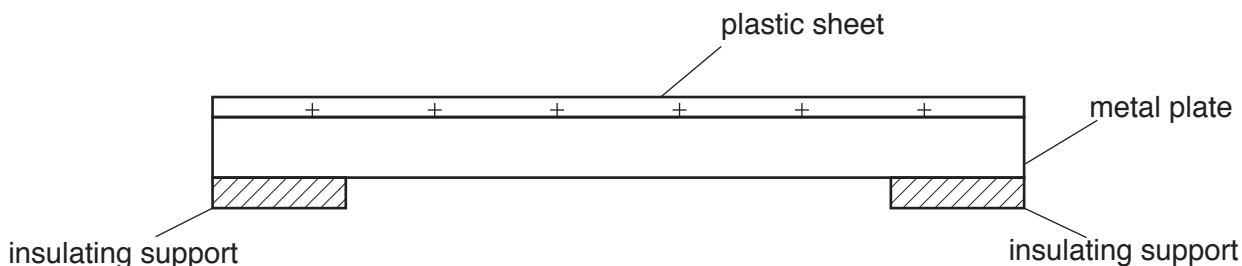


Fig. 10.1

- (i) Describe any flow of charge that takes place when the plastic sheet is placed onto the metal plate.

.....  
 ..... [1]

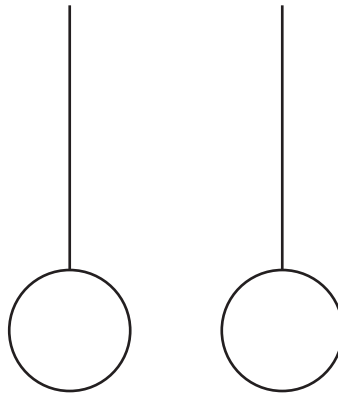
- (ii) On Fig. 10.1, draw how charges are now arranged within the metal plate. [1]

- (iii) State and explain if this arrangement of charge helps to keep the plastic sheet in place.

.....  
 .....  
 .....  
 ..... [2]



(b) Fig. 10.2 shows two uncharged conducting spheres suspended on insulating threads.



**Fig. 10.2**

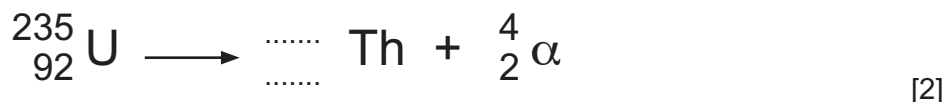
1. The spheres are now both given positive charges. On Fig. 10.2, draw a possible position of each sphere and thread.
2. Explain the positions you have drawn.

.....  
.....

[2]

[Total: 6]

- 11 (a) A radioactive nucleus of uranium-235 decays to a nucleus of thorium and emits an  $\alpha$ -particle. Complete the equation.



- (b) A nucleus of uranium-235 undergoes nuclear fission in a reactor.

(i) State what is meant by *nuclear fission*.

.....  
 .....  
 ..... [1]

(ii) Suggest why a nuclear reactor is surrounded by thick concrete walls.

.....  
 .....  
 .....  
 ..... [2]

(iii) State one environmental advantage and one environmental disadvantage of using a fission reactor to generate electrical energy in a power station.

advantage .....

.....

disadvantage .....

..... [2]

- (c) The thorium produced by the decay in (a) is also radioactive and has a half-life of 26 hours. At a certain time, a pure sample of this isotope initially contains  $4.8 \times 10^9$  atoms.

Calculate the number of atoms of this sample that decay in the following 52 hours.

number = ..... [3]

[Total: 10]



**BLANK PAGE**

---

Permission to reproduce items where third-party owned material protected by copyright is included has been sought and cleared where possible. Every reasonable effort has been made by the publisher (UCLES) to trace copyright holders, but if any items requiring clearance have unwittingly been included, the publisher will be pleased to make amends at the earliest possible opportunity.

To avoid the issue of disclosure of answer-related information to candidates, all copyright acknowledgements are reproduced online in the Cambridge International Examinations Copyright Acknowledgements Booklet. This is produced for each series of examinations and is freely available to download at [www.cie.org.uk](http://www.cie.org.uk) after the live examination series.

Cambridge International Examinations is part of the Cambridge Assessment Group. Cambridge Assessment is the brand name of University of Cambridge Local Examinations Syndicate (UCLES), which is itself a department of the University of Cambridge.