



Cambridge International Examinations
Cambridge International General Certificate of Secondary Education (9–1)

CANDIDATE
NAME

CENTRE
NUMBER

--	--	--	--	--

CANDIDATE
NUMBER

--	--	--	--

* 5 6 1 8 3 8 2 2 2 6 *



CHEMISTRY

0971/31

Paper 3 Theory (Core)

May/June 2018

1 hour 15 minutes

Candidates answer on the Question Paper.

No Additional Materials are required.

READ THESE INSTRUCTIONS FIRST

Write your Centre number, candidate number and name on all the work you hand in.

Write in dark blue or black pen.

You may use an HB pencil for any diagrams or graphs.

Do not use staples, paper clips, glue or correction fluid.

DO **NOT** WRITE IN ANY BARCODES.

Answer **all** questions.

Electronic calculators may be used.

A copy of the Periodic Table is printed on page 16.

You may lose marks if you do not show your working or if you do not use appropriate units.

At the end of the examination, fasten all your work securely together.

The number of marks is given in brackets [] at the end of each question or part question.

This document consists of **15** printed pages and **1** blank page.

1 The names of eight gases are given.

- ammonia
- argon
- carbon dioxide
- helium
- hydrogen
- methane
- neon
- sulfur dioxide

(a) Answer the following questions about these gases.
Each gas may be used once, more than once or not at all.
State which gas:

(i) turns damp red litmus paper blue

..... [1]

(ii) contributes to the formation of acid rain

..... [1]

(iii) is a hydrocarbon which contributes to climate change

..... [1]

(iv) is a product of the reaction of copper(II) carbonate with hydrochloric acid

..... [1]

(v) is a monatomic gas which has atoms with the electronic structure 2,8,8.

..... [1]

(b) (i) Explain why helium and **not** hydrogen is used to fill party balloons.

..... [1]

(ii) Give **one** use of argon.

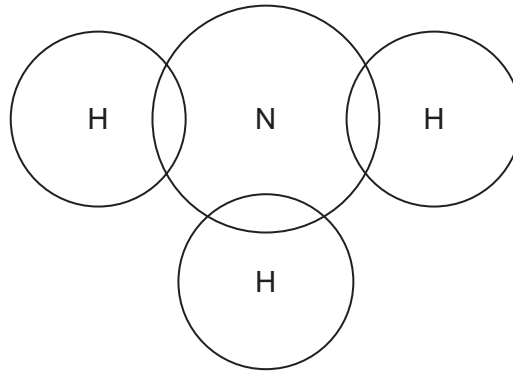
..... [1]

(c) Carbon dioxide is a compound.

What is meant by the term *compound*?

.....
..... [1]

- (d) Complete the dot-and-cross diagram to show the electron arrangement in a molecule of ammonia. Show outer shell electrons only.



[2]

[Total: 10]

- 2 The table shows the percentage by volume of each of the gases present in the exhaust gases from a petrol engine.

name	percentage by volume
carbon monoxide	1.0
carbon dioxide	
hydrogen	0.2
nitrogen	77.0
nitrogen dioxide	0.3
oxygen	0.7
hydrocarbons	0.3
water vapour	5.0
total	100.0

- (a) (i) Calculate the percentage by volume of carbon dioxide in the exhaust gases.

.....% [1]

- (ii) Which gas shown in the table is present in the lowest percentage by volume?

..... [1]

- (iii) Which **two** elements in the table combine to form nitrogen dioxide?

..... and [1]

- (iv) Give the formula for nitrogen dioxide.

..... [1]

- (v) Where does the nitrogen in the exhaust gases come from?

..... [1]

- (b) The carbon monoxide in the exhaust gases comes from the incomplete combustion of hydrocarbons.

- (i) What is meant by the term *hydrocarbon*?

.....
 [2]

- (ii) Give **one** adverse effect of carbon monoxide on health.

..... [1]

(iii) Balance the chemical equation for the complete combustion of pentane.



[2]

[Total: 10]

3 Limonene is a volatile liquid which smells of oranges.

(a) A teacher placed a beaker of limonene at the front of a classroom.
At first, the students at the back of the classroom could not smell the limonene.
After two minutes, the smell of limonene had spread throughout the classroom.
The air in the classroom was still and calm.

(i) Explain these observations using the kinetic particle model.

.....

 [3]

(ii) The melting point of limonene is -74°C .
The boiling point of limonene is 176°C .

What is the physical state of limonene at -80°C ?
Explain your answer.

.....
 [2]

(b) An enzyme present in peppermint plants is a catalyst for the oxidation of limonene.

State what is meant by the terms:

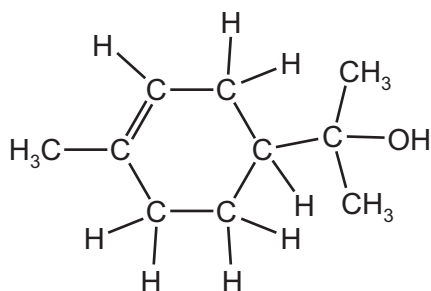
(i) *catalyst*

.....
 [1]

(ii) *oxidation*

.....
 [1]

- (c) Limonene can be made from a colourless compound called α -terpineol. The structure of α -terpineol is shown.



- (i) What feature of the structure of the α -terpineol molecule shows that it is an unsaturated compound?

..... [1]

- (ii) Describe how the colour of aqueous bromine changes when an excess of α -terpineol is added to it.

from to [2]

[Total: 10]

4 This question is about iron and its compounds.

(a) The table shows how easy it is to reduce four metal oxides by heating with carbon.

metal oxide	ease of reduction with carbon
chromium(III) oxide	only reduced above 1700 °C
iron(III) oxide	only reduced above 650 °C
magnesium oxide	not reduced at 1750 °C
nickel(II) oxide	only reduced above 300 °C

Use this information to put the metals in order of their reactivity. Put the least reactive metal first.

least reactive $\xrightarrow{\hspace{15em}}$ most reactive

[2]

(b) Iron is a transition element. Potassium is an element in Group I of the Periodic Table.

Describe **three** ways in which the properties of iron differ from those of potassium.

- 1
- 2
- 3

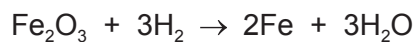
[3]

(c) Iron wire burns in oxygen.

Balance the chemical equation for this reaction.



(d) Pure iron can be made by reducing iron(III) oxide, Fe_2O_3 , with hydrogen.



How does this equation show that iron(III) oxide is reduced?

.....

..... [1]

(e) When iron reacts with dilute hydrochloric acid, iron(II) chloride is formed.

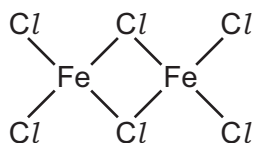
(i) Describe a test for iron(II) ions.

test

result

[2]

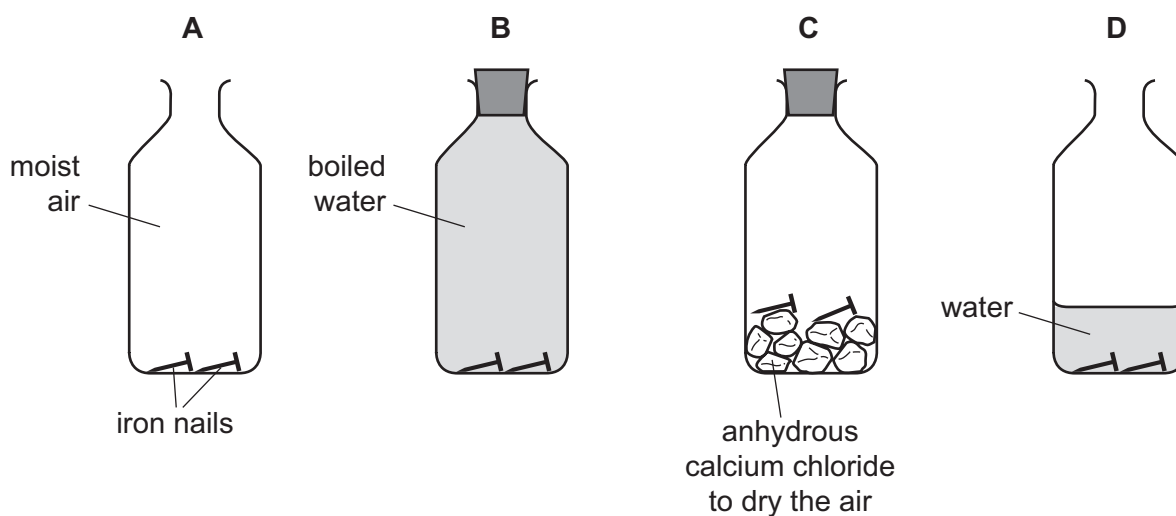
(ii) Another chloride of iron has the structure shown.



Deduce the molecular formula of this compound showing the number of iron and chlorine atoms.

..... [1]

(f) Some iron nails were placed in bottles under different conditions.



In which bottles will the iron nails **not** rust?
Give reasons for your answer.

.....

[2]

[Total: 13]

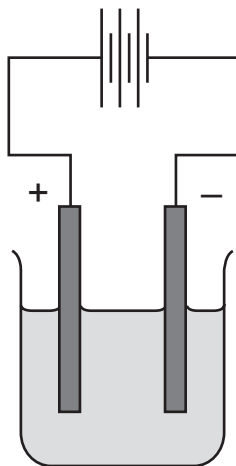
5 (a) Complete the sentence about electrolysis using words from the list.

- breakdown compound electricity electroplating**
element gaseous heat molten

Electrolysis is the of an ionic when
 or in aqueous solution by the passage of

[4]

(b) Molten zinc iodide can be electrolysed using the apparatus shown.



On the diagram, label:

- the anode
- the cathode
- the electrolyte

[2]

(c) Why are the electrodes made of graphite?

..... [1]

(d) Predict the products of the electrolysis of molten zinc iodide at:

the negative electrode

the positive electrode. [2]

(e) When chlorine is bubbled through a colourless aqueous solution of zinc iodide, the solution turns brown.

Name the brown substance. Suggest, using ideas about reactivity of the halogens, why this reaction occurs.

.....
 [2]

[Total: 11]

7 This question is about Group I elements and their compounds.

(a) The properties of some Group I elements are shown in the table.

element	boiling point / °C	atomic radius / pm	relative thermal conductivity	observations when it reacts with cold water
sodium	883	186	3.9	rapid bubbling but does not burst into flame
potassium	759	227		very rapid bubbling and bursts into flame
rubidium	688		1.6	
caesium	671	265	1.0	explodes

(i) Complete the table to estimate:

- the relative thermal conductivity of potassium
- the atomic radius of rubidium.

[2]

(ii) Describe the trend in the boiling points of the Group I elements.

..... [1]

(iii) Use the information in the table to predict what you would observe when rubidium reacts with cold water.

..... [1]

(b) Which **one** of the statements about the formation of a sodium ion from a sodium atom is correct?

Tick **one** box.

A sodium atom gains an electron.

A sodium atom loses an electron.

A sodium atom loses a proton.

A sodium atom gains a proton.

[1]

- (c) Is sodium oxide an acidic oxide or a basic oxide?
Give a reason for your answer.

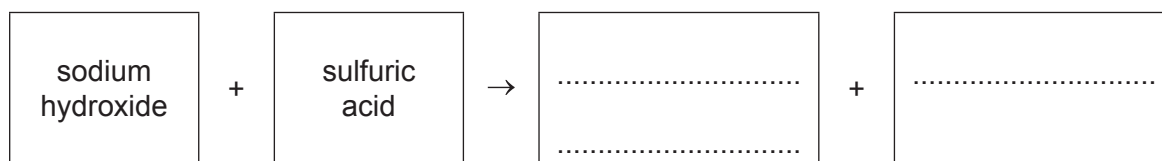
.....
..... [1]

- (d) A compound of sodium has the formula C_4H_5Na .

Calculate the relative formula mass of C_4H_5Na .
Show all your working.
Use your Periodic Table to help you.

relative formula mass = [2]

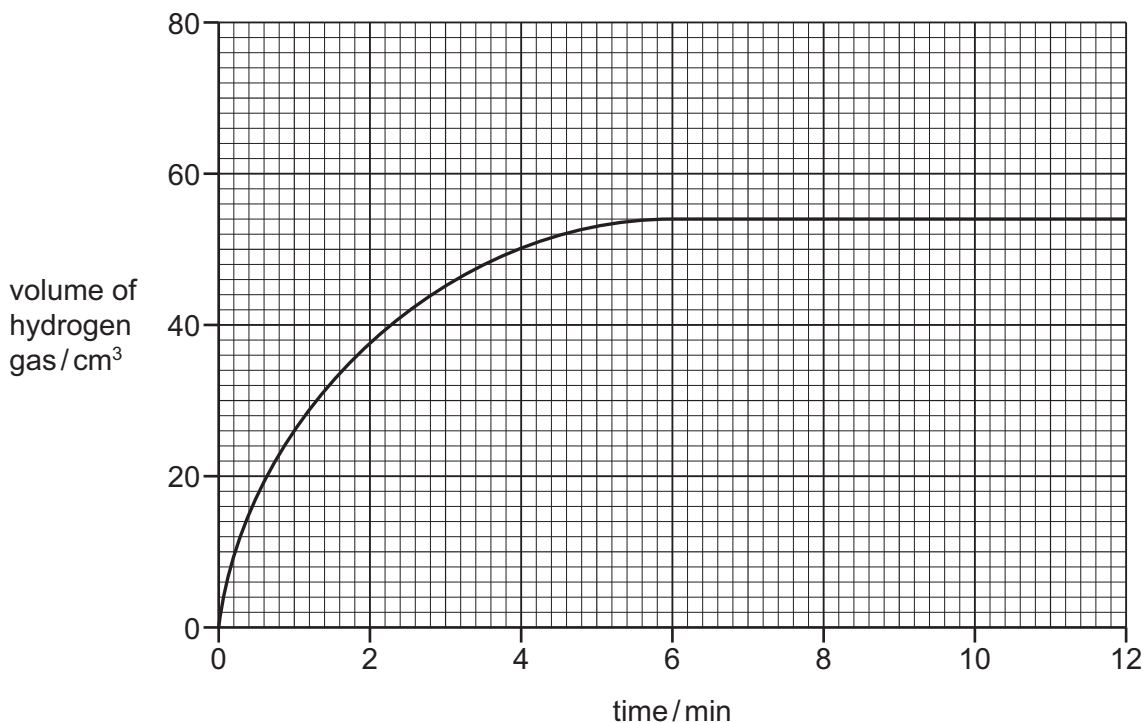
- (e) Complete the word equation for the reaction of sodium hydroxide with sulfuric acid.



[2]

[Total: 10]

- 8 When zinc reacts with hydrochloric acid, hydrogen gas is produced. The graph shows how the volume of hydrogen gas produced changes with time when an excess of zinc is reacted with 0.2 mol/dm^3 hydrochloric acid.



- (a) Explain why the volume of hydrogen gas remains constant after six minutes.

..... [1]

- (b) What volume of hydrogen gas was released in the first **two** minutes of the reaction?

..... [1]

- (c) The experiment is repeated using the same volume of 0.1 mol/dm^3 hydrochloric acid. All other conditions are kept the same.

On the grid, draw the graph for the experiment using 0.1 mol/dm^3 hydrochloric acid. [2]

- (d) Give the name of the salt formed when zinc reacts with hydrochloric acid.

..... [1]

- (e) Which **one** of the following pH values could be the pH of dilute hydrochloric acid? Draw a circle around the correct answer.

pH 1 pH 7 pH 9 pH 13 [1]

[Total: 6]

BLANK PAGE

Permission to reproduce items where third-party owned material protected by copyright is included has been sought and cleared where possible. Every reasonable effort has been made by the publisher (UCLES) to trace copyright holders, but if any items requiring clearance have unwittingly been included, the publisher will be pleased to make amends at the earliest possible opportunity.

To avoid the issue of disclosure of answer-related information to candidates, all copyright acknowledgements are reproduced online in the Cambridge International Examinations Copyright Acknowledgements Booklet. This is produced for each series of examinations and is freely available to download at www.cie.org.uk after the live examination series.

Cambridge International Examinations is part of the Cambridge Assessment Group. Cambridge Assessment is the brand name of University of Cambridge Local Examinations Syndicate (UCLES), which is itself a department of the University of Cambridge.

The Periodic Table of Elements

		Group							
I	II	III	IV	V	VI	VII	VIII		
3 Li lithium 7	4 Be beryllium 9	1 H hydrogen 1	5 B boron 11	6 C carbon 12	7 N nitrogen 14	8 O oxygen 16	9 F fluorine 19	10 Ne neon 20	2
11 Na sodium 23	12 Mg magnesium 24	Key atomic number atomic symbol name relative atomic mass							
19 K potassium 39	20 Ca calcium 40	26 Fe iron 56	27 Co cobalt 59	28 Ni nickel 59	29 Cu copper 64	30 Zn zinc 65	31 Al aluminium 27	32 Si silicon 28	33 P phosphorus 31
37 Rb rubidium 85	38 Sr strontium 88	44 Ru ruthenium 101	45 Rh rhodium 103	46 Pd palladium 106	47 Ag silver 108	48 Cd cadmium 112	13 Al aluminium 27	14 Si silicon 28	15 P phosphorus 31
55 Cs caesium 133	56 Ba barium 137	76 Os osmium 190	77 Ir iridium 192	78 Pt platinum 195	79 Au gold 197	80 Hg mercury 201	13 Al aluminium 27	14 Si silicon 28	15 P phosphorus 31
87 Fr francium —	88 Ra radium —	108 Hs hassium —	109 Mt meitnerium —	110 Ds darmstadtium —	111 Rg roentgenium —	112 Cn copernicium —	13 Al aluminium 27	14 Si silicon 28	15 P phosphorus 31
57 La lanthanum 139	58 Ce cerium 140	62 Sm samarium 150	63 Eu europium 152	64 Gd gadolinium 157	65 Tb terbium 159	66 Dy dysprosium 163	57 La lanthanum 139	58 Ce cerium 140	59 Pr praseodymium 141
89 Ac actinium —	90 Th thorium 232	94 Pu plutonium —	95 Am americium —	96 Cm curium —	97 Bk berkelium —	98 Cf californium —	89 Ac actinium —	90 Th thorium 232	91 Pa protactinium 231
		61 Pm promethium —	60 Nd neodymium 144	61 Pm promethium —	62 Sm samarium 150	63 Eu europium 152			
		60 Nd neodymium 144	59 Pr praseodymium 141	60 Nd neodymium 144	61 Pm promethium —	62 Sm samarium 150			
		92 U uranium 238	91 Pa protactinium 231	92 U uranium 238	93 Np neptunium —	94 Pu plutonium —			
		92 U uranium 238	91 Pa protactinium 231	92 U uranium 238	93 Np neptunium —	94 Pu plutonium —			
		104 Rf rutherfordium —	105 Db dubnium —	106 Sg seaborgium —	107 Bh bohrium —	108 Hs hassium —			
		104 Rf rutherfordium —	105 Db dubnium —	106 Sg seaborgium —	107 Bh bohrium —	108 Hs hassium —			
		116 Lv livermorium —	117 Ts tennessine —	118 Og oganesson —	119 Uu unbinilium —	120 Uub unbinilium —			
		116 Lv livermorium —	117 Ts tennessine —	118 Og oganesson —	119 Uu unbinilium —	120 Uub unbinilium —			
		116 Lv livermorium —	117 Ts tennessine —	118 Og oganesson —	119 Uu unbinilium —	120 Uub unbinilium —			
		116 Lv livermorium —	117 Ts tennessine —	118 Og oganesson —	119 Uu unbinilium —	120 Uub unbinilium —			
		116 Lv livermorium —	117 Ts tennessine —	118 Og oganesson —	119 Uu unbinilium —	120 Uub unbinilium —			
		116 Lv livermorium —	117 Ts tennessine —	118 Og oganesson —	119 Uu unbinilium —	120 Uub unbinilium —			
		116 Lv livermorium —	117 Ts tennessine —	118 Og oganesson —	119 Uu unbinilium —	120 Uub unbinilium —			
		116 Lv livermorium —	117 Ts tennessine —	118 Og oganesson —	119 Uu unbinilium —	120 Uub unbinilium —			
		116 Lv livermorium —	117 Ts tennessine —	118 Og oganesson —	119 Uu unbinilium —	120 Uub unbinilium —			
		116 Lv livermorium —	117 Ts tennessine —	118 Og oganesson —	119 Uu unbinilium —	120 Uub unbinilium —			
		116 Lv livermorium —	117 Ts tennessine —	118 Og oganesson —	119 Uu unbinilium —	120 Uub unbinilium —			
		116 Lv livermorium —	117 Ts tennessine —	118 Og oganesson —	119 Uu unbinilium —	120 Uub unbinilium —			
		116 Lv livermorium —	117 Ts tennessine —	118 Og oganesson —	119 Uu unbinilium —	120 Uub unbinilium —			
		116 Lv livermorium —	117 Ts tennessine —	118 Og oganesson —	119 Uu unbinilium —	120 Uub unbinilium —			
		116 Lv livermorium —	117 Ts tennessine —	118 Og oganesson —	119 Uu unbinilium —	120 Uub unbinilium —			
		116 Lv livermorium —	117 Ts tennessine —	118 Og oganesson —	119 Uu unbinilium —	120 Uub unbinilium —			
		116 Lv livermorium —	117 Ts tennessine —	118 Og oganesson —	119 Uu unbinilium —	120 Uub unbinilium —			
		116 Lv livermorium —	117 Ts tennessine —	118 Og oganesson —	119 Uu unbinilium —	120 Uub unbinilium —			
		116 Lv livermorium —	117 Ts tennessine —	118 Og oganesson —	119 Uu unbinilium —	120 Uub unbinilium —			
		116 Lv livermorium —	117 Ts tennessine —	118 Og oganesson —	119 Uu unbinilium —	120 Uub unbinilium —			
		116 Lv livermorium —	117 Ts tennessine —	118 Og oganesson —	119 Uu unbinilium —	120 Uub unbinilium —			
		116 Lv livermorium —	117 Ts tennessine —	118 Og oganesson —	119 Uu unbinilium —	120 Uub unbinilium —			
		116 Lv livermorium —	117 Ts tennessine —	118 Og oganesson —	119 Uu unbinilium —	120 Uub unbinilium —			
		116 Lv livermorium —	117 Ts tennessine —	118 Og oganesson —	119 Uu unbinilium —	120 Uub unbinilium —			
		116 Lv livermorium —	117 Ts tennessine —	118 Og oganesson —	119 Uu unbinilium —	120 Uub unbinilium —			
		116 Lv livermorium —	117 Ts tennessine —	118 Og oganesson —	119 Uu unbinilium —	120 Uub unbinilium —			
		116 Lv livermorium —	117 Ts tennessine —	118 Og oganesson —	119 Uu unbinilium —	120 Uub unbinilium —			
		116 Lv livermorium —	117 Ts tennessine —	118 Og oganesson —	119 Uu unbinilium —	120 Uub unbinilium —			
		116 Lv livermorium —	117 Ts tennessine —	118 Og oganesson —	119 Uu unbinilium —	120 Uub unbinilium —			
		116 Lv livermorium —	117 Ts tennessine —	118 Og oganesson —	119 Uu unbinilium —	120 Uub unbinilium —			
		116 Lv livermorium —	117 Ts tennessine —	118 Og oganesson —	119 Uu unbinilium —	120 Uub unbinilium —			
		116 Lv livermorium —	117 Ts tennessine —	118 Og oganesson —	119 Uu unbinilium —	120 Uub unbinilium —			
		116 Lv livermorium —	117 Ts tennessine —	118 Og oganesson —	119 Uu unbinilium —	120 Uub unbinilium —			
		116 Lv livermorium —	117 Ts tennessine —	118 Og oganesson —	119 Uu unbinilium —	120 Uub unbinilium —			
		116 Lv livermorium —	117 Ts tennessine —	118 Og oganesson —	119 Uu unbinilium —	120 Uub unbinilium —			
		116 Lv livermorium —	117 Ts tennessine —	118 Og oganesson —	119 Uu unbinilium —	120 Uub unbinilium —			
		116 Lv livermorium —	117 Ts tennessine —	118 Og oganesson —	119 Uu unbinilium —	120 Uub unbinilium —			
		116 Lv livermorium —	117 Ts tennessine —	118 Og oganesson —	119 Uu unbinilium —	120 Uub unbinilium —			
		116 Lv livermorium —	117 Ts tennessine —	118 Og oganesson —	119 Uu unbinilium —	120 Uub unbinilium —			
		116 Lv livermorium —	117 Ts tennessine —	118 Og oganesson —	119 Uu unbinilium —	120 Uub unbinilium —			
		116 Lv livermorium —	117 Ts tennessine —	118 Og oganesson —	119 Uu unbinilium —	120 Uub unbinilium —			
		116 Lv livermorium —	117 Ts tennessine —	118 Og oganesson —	119 Uu unbinilium —	120 Uub unbinilium —			
		116 Lv livermorium —	117 Ts tennessine —	118 Og oganesson —	119 Uu unbinilium —	120 Uub unbinilium —			
		116 Lv livermorium —	117 Ts tennessine —	118 Og oganesson —	119 Uu unbinilium —	120 Uub unbinilium —			
		116 Lv livermorium —	117 Ts tennessine —	118 Og oganesson —	119 Uu unbinilium —	120 Uub unbinilium —			
		116 Lv livermorium —	117 Ts tennessine —	118 Og oganesson —	119 Uu unbinilium —	120 Uub unbinilium —			
		116 Lv livermorium —	117 Ts tennessine —	118 Og oganesson —	119 Uu unbinilium —	120 Uub unbinilium —			
		116 Lv livermorium —	117 Ts tennessine —	118 Og oganesson —	119 Uu unbinilium —	120 Uub unbinilium —			
		116 Lv livermorium —	117 Ts tennessine —	118 Og oganesson —	119 Uu unbinilium —	120 Uub unbinilium —			
		116 Lv livermorium —	117 Ts tennessine —	118 Og oganesson —	119 Uu unbinilium —	120 Uub unbinilium —			
		116 Lv livermorium —	117 Ts tennessine —	118 Og oganesson —	119 Uu unbinilium —	120 Uub unbinilium —			
		116 Lv livermorium —	117 Ts tennessine —	118 Og oganesson —	119 Uu unbinilium —	120 Uub unbinilium —			
		116 Lv livermorium —	117 Ts tennessine —	118 Og oganesson —	119 Uu unbinilium —	120 Uub unbinilium —			
		116 Lv livermorium —	117 Ts tennessine —	118 Og oganesson —	119 Uu unbinilium —	120 Uub unbinilium —			
		116 Lv livermorium —	117 Ts tennessine —	118 Og oganesson —	119 Uu unbinilium —	120 Uub unbinilium —			
		116 Lv livermorium —	117 Ts tennessine —	118 Og oganesson —	119 Uu unbinilium —	120 Uub unbinilium —			
		116 Lv livermorium —	117 Ts tennessine —	118 Og oganesson —	119 Uu unbinilium —	120 Uub unbinilium —			
		116 Lv livermorium —	117 Ts tennessine —	118 Og oganesson —	119 Uu unbinilium —	120 Uub unbinilium —			